

MICARE

With Micare, retro style returns to your home. This collection confidently embraces a play of gloss and intensity. Your spaces will become extraordinary, allowing for subtle gradations between light and dark while always preserving those shimmering reflections that give the series its character.

Designed to make full, inspiring and creative projects effortless, it offers complete freedom of composition while ensuring chromatic harmony.

Micare is a collection in which we have reconsidered what inspires us most – ceramics – and the ways in which we can continue evolving within it.


Con Micare, el estilo retro regresará a tu hogar. En esta colección apostamos con convicción por el juego de brillos e intensidades. Tus espacios se volverán extraordinarios, permitiendo crear gradaciones sutiles entre claros y oscuros, pero conservando siempre esos destellos de brillo que otorgan protagonismo a la colección.

Diseñada para facilitar proyectos completos, inspiradores y creativos, ofrece total libertad de composición mientras garantiza una armonía cromática.

Micare es una colección en la que nos hemos replanteado aquello que tanto nos apasiona –la cerámica– y la manera en que podemos seguir evolucionando dentro de ella.



01. SIZES, COLOURS AND FINISHES / FORMATOS, COLORES Y ACABADOS	<i>pag. 4</i>
02. GET INSPIRED / INSPÍRATE	<i>pag. 6</i>
03. GROUTING RECOMMENDATIONS / RECOMENDACIONES PARA EL REJUNTADO	<i>pag. 38</i>
04. TECHNICAL FEATURES / CARACTERÍSTICAS TÉCNICAS	<i>pag. 40</i>
05. PACKING	<i>pag. 41</i>
06. PRICE CODE / CÓDIGO DE TARIFA	<i>pag. 41</i>
07. TECHNICAL DRAWINGS / DIBUJOS TÉCNICOS	<i>pag. 42</i>
08. RECOMMENDATIONS / RECOMENDACIONES	<i>pag. 43</i>




MICARE

5x15 cm / 2"x6"



Linen Light Linen Medium Linen Dark Midnight Light Midnight Medium Midnight Dark




Alpi Light Alpi Medium Alpi Dark Evergreen Light Evergreen Medium Evergreen Dark



Ambar Light Ambar Medium Ambar Dark Saffron Light Saffron Medium Saffron Dark

MICARE CANALE


5x15 cm / 2"x6"



Linen Dark Alpi Dark Ambar Dark Evergreen Dark Midnight Dark Saffron Dark

MICARE RIM

5x15 cm / 2"x6"



Linen Dark Alpi Dark Ambar Dark Evergreen Dark Midnight Dark Saffron Dark

ATTENTION: WOW recommends the color Linen as the only option in the collection suitable for installation on both floor and wall surfaces.
 ATENCIÓN: WOW recomienda el color Linen como la única opción de la colección adecuada para su instalación en suelo y pared.



Micare Ambar Light 5% & Ambar Dark 90%
Micare Canale Ambar Dark 5%

(Random composition)



Micare Ambar Medium 40%, Ambar Dark 40%
& Linen Medium 20% ▶

Floor: **Micare** Linen Medium

(Random composition)




Micare Linen Light 33,3%, Linen Medium 33,3% & Linen Dark 33,3%

(Random composition)




Micare Linen Light 83% & Midnight Dark 17% ▶


Sink: **Micare** Linen Light 8% & Midnight Dark 92%
Floor: **Micare** Linen Medium



Micare Midnight Light 33,3%, Midnight Medium 33,3% & Midnight Dark 33,3%

Floor: Contempo Strip Walnut (Love Affairs Collection)






Bar: **Micare Canale** Evergreen Dark

Wall: **Micare** Saffron Light 33,3%, Saffron Medium 33,3% & Saffron Dark 33,3%

(Random composition)





Bar: **Micare** Alpi Light 33,3%, Alpi Medium 33,3% & Alpi Dark 33,3%

Wall: **Micare** Alpi Medium, Alpi Dark & **Micare Canale** Alpi Dark




▲ **Micare Saffron Dark**
Micare Rim Saffron Dark

Micare Saffron Medium & Saffron Dark ▶
Micare Rim Saffron Dark


Floor: **Micare Linen Light**





Micare Evergreen Dark
Micare Canale Evergreen Dark
Micare Rim Evergreen Dark

Floor: **Micare** Linen Medium & Linen Dark




▲ **Micare Ambar Dark**
Micare Canale Ambar Dark
Micare Rim Ambar Dark

Micare Ambar Medium & Ambar Dark ►

Table: **Micare Saffron Dark**
Floor: **Micare Linen Light**





Micare Alpi Light 5%, Alpi Medium 40% & Alpi Dark 40%
Micare Rim Alpi Dark 15%



Micare Evergreen Light 33,3%, Evergreen Medium 13,3% & Evergreen Dark 40%
Micare Rim Evergreen Dark 13,3%





Micare Midnight Light, Midnight Medium & Midnight Dark
Micare Canale Midnight Dark

Floor: **Micare** Linen Medium
Mid-wall: **Micare** Midnight Medium 50% & Mindnight Dark 50%



Micare Linen Light 69% & Linen Dark 25%
Micare Rim Linen Dark 6%

Floor: **Micare** Linen Medium
Sink: **Micare Rim** Linen Dark 83% & **Micare Canale** Linen Dark 17%





▲ **Micare** Saffron Medium 50% & Saffron Dark 50%
Sideboard: **Micare Canale** Saffron Dark


Micare Linen Dark ▶
Bar: **Micare Rim** Saffron Dark
Pillar: **Micare** Saffron Medium 50% & Saffron Dark 50%







Micare Midnight Dark 15%
Micare Rim Midnight Dark 85%
(Random composition)

Floor: *Vestige & Vestige Square Brescia (Vestige Collection)*





LINEN Light

Grout Colour: Fugabella 20 
Laticrete 90 





LINEN Medium

Grout Colour: Fugabella 43 
Laticrete 17 





LINEN Dark

Grout Colour: Fugabella 43 
Laticrete 17 





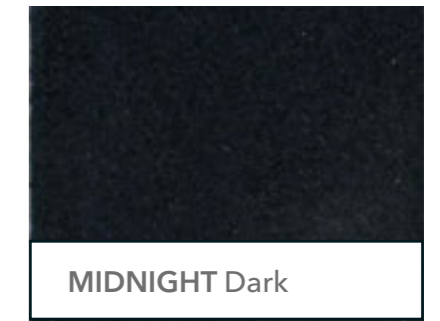
MIDNIGHT Light

Grout Colour: Fugabella 10 
Laticrete 45 






MIDNIGHT Medium

Grout Colour: Fugabella 11 
Laticrete 22 






MIDNIGHT Dark

Grout Colour: Fugabella 11 
Laticrete 22 






ALPI Light

Grout Colour: Fugabella 45 
Laticrete 14 





ALPI Medium

Grout Colour: Fugabella 36 
Laticrete 67 






ALPI Dark

Grout Colour: Fugabella 36 
Laticrete 67 






EVERGREEN Light

Grout Colour: Fugabella 8 
Laticrete 60 






EVERGREEN Medium

Grout Colour: Fugabella 9 
Laticrete 42 






EVERGREEN Dark

Grout Colour: Fugabella 9 
Laticrete 42 






AMBAR Light

Grout Colour: Fugabella 31 
Laticrete 56 






AMBAR Medium

Grout Colour: Fugabella 31 
Laticrete 56 






AMBAR Dark

Grout Colour: Fugabella 46 
Laticrete 35 






SAFFRON Light

Grout Colour: Fugabella 41 
Laticrete 57 





SAFFRON Medium

Grout Colour: Fugabella 41 
Laticrete 57 



SAFFRON Dark












Grout Colour: Fugabella 47 
Laticrete 59 

* The colors shown are for guidance only, and ceramic shades may vary between production batches. References are approximate and do not exactly match the final color. We recommend requesting physical samples.
The suggested grout colors are aesthetic recommendations and may be adjusted according to customer preference.
The company is not responsible for any differences between printed or digital colors and the final product.

* Los colores mostrados son orientativos, y la tonalidad de la cerámica puede variar entre lotes de producción. Las referencias son aproximadas y no equivalen con exactitud al color real, recomendamos solicitar muestras físicas.
Los colores de junta indicados son sugerencias estéticas y quedan sujetos al criterio del consumidor.
La empresa no se responsabiliza por diferencias entre los colores impresos o digitales y el producto final.

Dry-pressed porcelain tiles with water absorption B la ≤ 0,5% for interior and exterior floors and walls.

Baldosas cerámicas prensadas en seco con absorción de agua B la ≤ 0,5% para suelos y paredes interiores y exteriores.

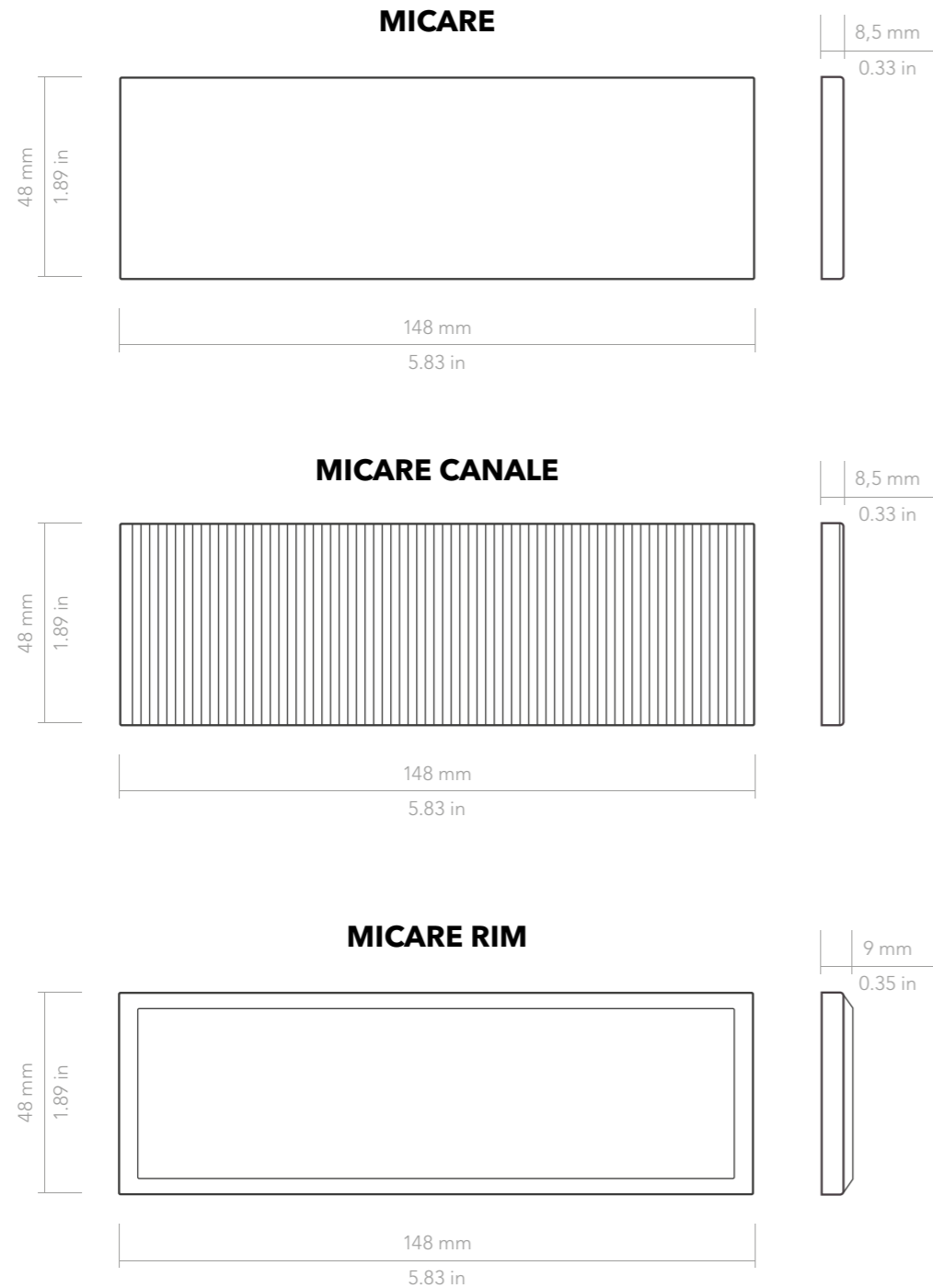
FEATURES / CARACTERÍSTICAS	SPECIFICATION / ESPECIFICACIÓN	NORMA
 Dimensional Features	48,0 mm +/- 0,5 mm x 148,0 mm +/- 0,9 mm	UNE-EN ISO 10545-2:2019
 Water absorption	$E_b \leq 0,5\%$	UNE-EN ISO 10545-3:2018
 Modulus of rupture	Minimum 35 N/mm ² Minimum 1300 N	UNE-EN ISO 10545-4:2019
 Abrasive resistance	PEI 3: Linen Light, Linen Medium & Linen Dark	UNE-EN ISO 10545-7:1999
 Crazing resistance	Pass	UNE-EN ISO 10545-11:1997
 Frost resistance	Pass	UNE-EN ISO 10545-11:1997
 Household products resistance	GA	UNE-EN ISO 10545-13:2017
 Chemical resistance	GHA	UNE-EN ISO 10545-13:2017
 Stain resistance	5	UNE-EN ISO 10545-14:2015
 Tone variation	V1	-
 Porcelain tile	-	-

Modelo	Formato (cm)	Piezas / Caja	Kg / Caja	m ² / Caja	Cajas / Palet	m ² / Palet
MICARE	5x15 cm	78	10,98 kg	0,554 m ²	75	41,55 m ²
MICARE CANALE	5x15 cm	78	10,90 kg	0,554 m ²	75	41,55 m ²
MICARE RIM	5x15 cm	72	9,99 kg	0,512 m ²	75	38,40 m ²

Model	Format (in)	Pieces / Box	Lb/ box	sq ft / Box	Boxes / Pallet	sq ft / Pallet
MICARE	2"x6"	78	24.206 lb	5.964 ft ²	75	447.240 ft ²
MICARE CANALE	2"x6"	78	24.031 lb	5.964 ft ²	75	447.240 ft ²
MICARE RIM	2"x6"	72	22.028 lb	5.511 ft ²	75	413.333 ft ²

06. PRICE CODE

MODEL / MODELO	PRICE CODE / CODIGO TARIFA
MICARE	W27
MICARE CANALE	W30
MICARE RIM	W30



WAREHOUSING

In order to guarantee the characteristics of the finish the product must be kept in its original packaging until the time of fixing. If the product is likely to be stored for a long period of time it should be suitably covered.

TILE FIXING

To ensure the products adhere correctly to the surface, it is essential to use specific adhesive and grouting material. This must also be suitable for the environment they will have to withstand. Fitting with traditional mortars does not ensure good adhesion.

Due to the nature of the material there may be dimensional variations between pieces. Therefore, all types of joints must be planned and carried out correctly: structural, perimeter, expansion and installation joints. Fitting tiles without joints is not advisable from any technical point of view as this may lead to various problems. For an optimal result we advise to use 2 mm (0.08") grout.

GROUTING

The choice of quality grouting mortar is crucial.

We recommend:

- Kerakoll Fugabella® Color (www.kerakoll.com)
- Litokol StyleGrout (www.litokol.it)
- Laticrete Permacolor Select (www.laticrete.com)

MAINTENANCE AND CLEANING

Once the materials have been fitted, it is advisable to remove any remaining adhesive and grouting material by using a commercial descaling product designed especially, diluted with water. The descaling product must not remain in contact with the surface to be cleaned for more than 5 minutes.

As a general guideline, powder detergents should not be used, not wire wool or abrasive materials. Generally a sponge will be sufficient with warm water and liquid neutral soap. Then rinse with plenty of clean water.

WARNING!

ALMACENAMIENTO

Para garantizar las características de su acabado, el producto debe mantenerse en su embalaje original hasta el momento de la colocación. Si el producto va a permanecer almacenado durante un largo periodo es conveniente hacerlo bajo cubierta.

COLOCACIÓN

Para garantizar una buena adhesión al soporte es necesaria la utilización de materiales de agarre y de rejuntado adecuados al ambiente al que vayan a estar sometidos. La colocación con morteros tradicionales no garantiza una buena adhesión.

Debido a la naturaleza del material pueden existir diferencias dimensionales entre piezas. Por ello deberán planificarse y ejecutarse correctamente todo tipo de juntas: estructurales, perimetrales, de dilatación y de colocación. La colocación sin juntas es desaconsejable desde cualquier punto de vista técnico, pudiendo ser el origen de diversas patologías. Para un resultado óptimo recomendamos usar 2 mm de junta.

REJUNTADO

Es importante la elección de un material de rejunte de calidad. WOW recomienda utilizar:

- Kerakoll Fugabella® Color (www.kerakoll.com)
- Litokol StyleGrout (www.litokol.it)
- Laticrete Permacolor Select (www.laticrete.com)

MANTENIMIENTO Y LIMPIEZA

Finalizada la puesta en obra se recomienda eliminar los restos de materiales de agarre y rejuntado con un desincrustante comercial diseñado expresamente para baldosas cerámicas, rebajado con agua, permaneciendo en contacto con la superficie a limpiar no más de 5 minutos. Como norma general no deben utilizarse detergentes en polvo ni estropajos metálicos o abrasivos. Generalmente será suficiente con una esponja, agua tibia y un jabón líquido neutro. Posteriormente aclarar con abundante agua limpia.

¡ATENCIÓN!



THORNTREE

natural stone • fine porcelain

