

Farmhouse Living

A Connection to Nature



Farmhouse Living

A Connection to Nature



Biophilic design, reflecting biophilia, meaning the love of life and living things, is an approach to spaces, places, and environments with a connection to the natural world. Farmhouse Living, emulating the natural beauty of stone, encourages that same connection by adding a touch of nature to any design. And with MILE®stone actively taking steps to carbon neutrality, the biophilic attachment to the natural world is exemplified by efforts to preserve it.



Millstone

Slate



Alabaster

Pewter

4 colors



sizes 4 indoor

12"x24"
24"x48"
48"x48"
48"x110" \approx 6 mm



2 outdoor porcelain pavers

24"x24"
24"x48"
 \approx 2 cm



3 mosaics

8.7"x12"
Tetris Mosaic

12"x12"
Brick Mosaic

12"x12"
Mosaic
2"x2"-36 (DOT)


2 decos

48"x110" \approx 6 mm


Deco Carved
Deco Waved



SLATE



- 1104201**
RECTIFIED MATTE 12”x24”
- 1104189**
RECTIFIED MATTE 24”x48”
- 1104276**
RECTIFIED MATTE 48”x48”
- 1104213**
TETRIS MOSAIC
RECTIFIED MATTE 8.7”x12”
- 1104209**
MOSAIC (2”x2”-36 DOT)
RECTIFIED MATTE 12”x12”
- 1104205**
BRICK MOSAIC
RECTIFIED MATTE 12”x12”
- 1104217**
BULLNOSE
RECTIFIED MATTE 3”x12”


 **2 cm**

- 1104243**
RECTIFIED MATTE 24”x24”
- 1104238**
RECTIFIED MATTE 24”x48”

MILLSTONE



- 1104200**
RECTIFIED MATTE 12”x24”
- 1104188**
RECTIFIED MATTE 24”x48”
- 1104275**
RECTIFIED MATTE 48”x48”
- 1104212**
TETRIS MOSAIC
RECTIFIED MATTE 8.7”x12”
- 1104208**
MOSAIC (2”x2”-36 DOT)
RECTIFIED MATTE 12”x12”
- 1104204**
BRICK MOSAIC
RECTIFIED MATTE 12”x12”
- 1104216**
BULLNOSE
RECTIFIED MATTE 3”x12”


 **2 cm**

- 1104242**
RECTIFIED MATTE 24”x24”
- 1104237**
RECTIFIED MATTE 24”x48”

PEWTER



- 1104199**
RECTIFIED MATTE 12”x24”
- 1104187**
RECTIFIED MATTE 24”x48”
- 1104274**
RECTIFIED MATTE 48”x48”
- 1104211**
TETRIS MOSAIC
RECTIFIED MATTE 8.7”x12”
- 1104207**
MOSAIC (2”x2”-36 DOT)
RECTIFIED MATTE 12”x12”
- 1104203**
BRICK MOSAIC
RECTIFIED MATTE 12”x12”
- 1104215**
BULLNOSE
RECTIFIED MATTE 3”x12”


 **2 cm**

- 1104241**
RECTIFIED MATTE 24”x24”
- 1104236**
RECTIFIED MATTE 24”x48”

ALABASTER




- 1104198**
RECTIFIED MATTE 12”x24”
- 1104186**
RECTIFIED MATTE 24”x48”
- 1104273**
RECTIFIED MATTE 48”x48”
- 1104210**
TETRIS MOSAIC
RECTIFIED MATTE 8.7”x12”
- 1104206**
MOSAIC (2”x2”-36 DOT)
RECTIFIED MATTE 12”x12”
- 1104202**
BRICK MOSAIC
RECTIFIED MATTE 12”x12”
- 1104214**
BULLNOSE
RECTIFIED MATTE 3”x12”


 **2 cm**

- 1104240**
RECTIFIED MATTE 24”x24”
- 1104235**
RECTIFIED MATTE 24”x48”

Large Format 48"x110"


SLATE



 6 mm
1104264
RECTIFIED MATTE 48"x110"


MILLSTONE



 6 mm
1104263
RECTIFIED MATTE 48"x110"


PEWTER



 6 mm
1104262
RECTIFIED MATTE 48"x110"

ALABASTER



 6 mm
1104261
RECTIFIED MATTE 48"x110"

Large Format 48"x110" - Deco Carved


SLATE



 6 mm
1104268
DECO CARVED
RECTIFIED MATTE 48"x110"


MILLSTONE



 6 mm
1104267
DECO CARVED
RECTIFIED MATTE 48"x110"

PEWTER



 6 mm
1104266
DECO CARVED
RECTIFIED MATTE 48"x110"

ALABASTER



 6 mm
1104265
DECO CARVED
RECTIFIED MATTE 48"x110"

Large Format 48"x110" - Deco Waved


SLATE



 6 mm
1104272
DECO WAVED
RECTIFIED MATTE 48"x110"

MILLSTONE



 6 mm
1104271
DECO WAVED
RECTIFIED MATTE 48"x110"

PEWTER



 6 mm
1104270
DECO WAVED
RECTIFIED MATTE 48"x110"

ALABASTER



 6 mm
1104269
DECO WAVED
RECTIFIED MATTE 48"x110"

surface

matte / rectified





A connection to nature

Wall Farmhouse_Living_48"x110"_Alabaster_Matte
Floor in Farmhouse_Living_48"x48"_Slate_Matte

Floor out Farmhouse_Living_24"x48"_Slate_Porcelain Pavers_2CM



Floor Farmhouse_Living_48"x48"_Pewter_Matte



Wall Farmhouse_Living_48"x110"_Millstone_Matte

Floor in Farmhouse_Living_24"x48"_Millstone_Deco_Waved_Matte

Floor out Farmhouse_Living_24"x48"_Millstone_Porcelain Pavers_2CM



Wall Farmhouse_Living_48"x110"_Alabaster_Matte
Floor Farmhouse_Living_48"x48"_Millstone_Matte



Wall Farmhouse_Living_48"x110"_Alabaster_Matte



Wall Farmhouse_Living_48"x110"_Slate_Waved_Deco_Matte
Countertop Farmhouse_Living_48"x110"_Slate_Matte



Sink Farmhouse_Living_48"x110"_Millstone_Matte
Floor Farmhouse_Living_48"x48"_Millstone_Matte



Wall Farmhouse_Living_24"x48"_Alabaster_Matte
Floor Farmhouse_Living_8.7"x12"_Pewter_Tetris_Mosaic_Matte



Wall Farmhouse_Living_48"x110"_Slate_Carved_Deco_Matte



Wall Farmhouse_Living_48"x110"_Pewter_Waved_Deco_Matte



Wall Farmhouse_Living_48"x140"_Millstone_Carved_Deco_Matte



Floor Farmhouse_Living_48"x48"_Millstone_Matte

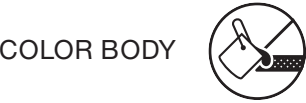


Exterior Cladding Farmhouse_Living_48"x110" _Slate_Matte
Floor Farmhouse_Living_24"x48" _Alabaster_Porcelain Pavers_2CM



Floor Farmhouse_Living_24"x48"_Pewter_Porcelain Pavers_2CM

















Rectified—color body



Colors	SLATE	MILLSTONE	PEWTER	ALABASTER
12"x24" 8 mm	1104201	1104200	1104199	1104198
24"x48" 8 mm	1104189	1104188	1104187	1104186
48"x48" 8 mm	1104276	1104275	1104274	1104273
48"x110" 6 mm	1104264	1104263	1104262	1104261
24"x24" 2 cm	1104243	1104242	1104241	1104240
24"x48" 2 cm	1104238	1104237	1104236	1104235
48"x110" 6 mm Deco Carved	1104268	1104267	1104266	1104265
48"x110" 6 mm Deco Waved	1104272	1104271	1104270	1104269
8.7"x12" 8 mm Tetris Mosaic	1104213	1104212	1104211	1104210
12"x12" 8 mm Mosaic (2"x2"-36 DOT)	1104209	1104208	1104207	1104206
12"x12" 8 mm Brick Mosaic	1104205	1104204	1104203	1104202
3"x12" 8 mm Bullnose	1104217	1104216	1104215	1104214

Technical Specifications












This product meets or exceeds all standards described in ANSI A137.1.

	SPECS	TEST METHOD	INDUSTRY STANDARD	MILE®stone VALUES	
	WATER ABSORPTION	ASTM C373	≤0.5%	≤0.4%	
		ASTM C373	0.5%	Meeting the water absorption criteria of the American national standard PTCA	
	SURFACE WEAR RESISTANCE	ANSI A137.1	Surface Wear-resistance properties of glazed vitreous and porcelain tiles.	ALL RESIDENTIAL / COMMERCIAL	
	CHEMICAL RESISTANCE	ASTM C650	A tile sample is placed in continuous contact with a variety of chemicals for 24 hours. No sample must show visible defects.	NOT AFFECTED	
	D.C.O.F. AcuTest®	ANSI A326.3	≥0.42 WET	≥0.42 WET	
				>0.55 WET 2CM	
	STAIN RESISTANCE	ASTM C1378	Surfaces are exposed to staining agents for 24 hours followed by four cleaning procedures. Results are recordedpost cleaning.	NOT AFFECTED	
	BREAKING STRENGTH GAUGED PORCELAIN	ASTM C1505	≥175 lbf	≥200 lbf	
	BREAKING STRENGTH	ASTM C648	≥275 lbf	≥300 lbf	
	BREAKING STRENGTH OUTDOOR 2CM	ASTM 1505	2000 lbf (10.9 kN)	≥2500 lbf	
	RESISTANCE TO FREEZE	ASTM C1026	A tile sample is subjected to repeated processes of freezing and thawing. Sample must show no visible defects.	RESISTANT	
	WARPAGE EDGE	ASTM C485	±0.40% or ±0.05 in (±1.8 mm)	± 0.40%	Rectified
	WARPAGE DIAGONAL	ASTM C485	±0.40% or ±0.07 in (±1.8 mm)	± 0.40%	Rectified
	WEDGING	ASTM C502	±0.25% or ±0.03 in (±0.8 mm)	± 0.25%	Rectified
	WARPAGE EDGE	ASTM C485	±0.50% or ±0.07 in (±1.8 mm)	± 0.50%	Calibrated
	WARPAGE DIAGONAL	ASTM C485	±0.50% or ±0.07 in (±1.8 mm)	± 0.50%	Calibrated
	WEDGING	ASTM C502	±0.50% or ±0.08 in (±2.0 mm)	± 0.50%	Calibrated
	THICKNESS	ASTM C499	Range: ± 0.04 in	≤0.04 in	

• Due to the inherent nature of fired porcelain tile, it is important to note that the coefficient of friction may vary within and between product runs.



Green Memberships & Accreditations

DESCRIPTION	
	Defines post-consumer content of as much as 3% recycled glass which reduces landfill impact.
	Defines pre-consumer content of as much as 45% recycled material which reduces our carbon footprint.
	Florim USA sources >95% raw material within a 500 mile radius, which results in a smaller carbon footprint.
	Tile Council of North America and the American National Standards Institute's standard for sustainability and environmental impact.
	A declaration that Florim USA values the environment and works daily to minimize our adverse impact upon it.
	The Health Product Declaration Collaborative transparency declaration for all of Florim USA's naturally occurring materials.
	Declare labels disclose all intentionally added ingredients and residuals present in the final product. Being Red List Free means the worst materials, chemicals, and elements for human and environmental health are not present within our products.
	Certification of plant and product specific Environmental Product Declaration (EPD) which tracks environmental impacts from the production of porcelain tile.
	Underwriter's Laboratories certification of low emitting materials. Florim USA is Green Guard Gold certified.
	Bureau Veritas Standards Program verifies and certifies both pre- and post-consumer recycled content.
	Florim USA actively participates in the Tile Council of North America which allows us to be on the forefront of advances in the tile industry and its standards.
	USGBC is committed to suit a more sustainable life. Florim USA supports this mission by manufacturing products which aid architects in achieving USGBC certification.
	Florim USA's sustainability and social practices support the mission of The International Living Future Institute which strives to create a socially just, culturally rich, and ecologically restorative community.
	The Tennessee Recycling Coalition is dedicated to promoting recycling and sustainable material management practices, and awarded Florim USA the Tennessee Recycler of the Year award for 2020.

Progress that invests in the entire society

As an active member of the U.S Green Building Council, MILE[®]stone spreads awareness to the community and encourages the use of building solutions through environmentally friendly practices. Our products positively contribute to the requirements for obtaining the LEED (Leadership in Energy and Environmental Design) and WELL (IWBI) certifications.

A commitment to environmental sustainability and responsibility

We are committed to conscious development that minimizes the negative impact of manufacturing production on the environment. Our general approach to sustainability intersects with our business strategy to embrace three areas of responsibility: economic, social, and environmental. Some ways we prove this are:

- Products containing as much as 45% recycled content.
- Post-consumer recycled content levels as much as 3%.
- Zero industrial wastewater discharge.
- A 99% internal process recycling rate.
- Local sourcing of >95% raw materials (within 500-mile radius of factory) resulting in low transportation related carbon emissions.

MILE[®]stone is taking these and other steps, as well as actively investing to reduce carbon emissions to ensure that we reach full carbon neutrality by 2030.



Cleaning & Maintenance / Routine Care Instructions



Scan the QR code with your smartphone.

MADE IN THE USA



THORNTREE

n a t u r a l s t o n e • f i n e p o r c e l a i n