

CLAYMONT

GLAZED PORCELAIN

floridatile



AN HOMAGE TO THE CRAFT OF CLAY

shown on front: **CLM10STAR** 6.5" Star Frosted Linen, **CLM60CROSS** 5" Cross Golden Sky, **CLM60 6x6** Golden Sky, **CLM10 2x6** Frosted Linen, **CLM40 2x6** Sahara Sand, **CLM70 2x6** Soft Sage & **CLM80 2x6** Saltwater

Rooted in tradition yet designed for contemporary spaces, Claymont by Florida Tile reinterprets the enduring beauty of handmade terracotta with a fresh, modern sensibility. Its soft, matte finish mirrors the natural patina of hand-molded tiles. Subtle cement-plaster relief structures enhance its tactile depth, evoking the weathered beauty of artisan-crafted surfaces shaped by time and care.

Claymont's rich, powdery color palette is drawn from the earth itself, telling a story of nature's familiar tones reimagined for modern spaces. These hues echo the landscapes that have shaped architecture for centuries.

Frosted Linen: A soft, airy off-white with warm undertones, reminiscent of sun-bleached clay and woven natural fibers.

Almond Mist: A balanced blend of tan and grey, evoking the gentle warmth of weathered stone and raw earth.

Silverstone: A cool, muted grey that mirrors the subtle variations of natural minerals and aged plaster.

Sahara Sand: A true sand hue, warm and grounding, inspired by sunlit dunes and earthen pathways.

Dusty Rose: A warm tan infused with a soft, earthy blush, like terracotta softened by time and light.

Golden Sky: A rich, deep mustard yellow, echoing the golden hues of sunbaked clay and autumn fields.

Soft Sage: A delicate sage-blue, capturing the serenity of misty mornings and sun-faded botanical tones.

Saltwater: A rich oceanic blue, embodying the depth of coastal landscapes and the natural patina of aged ceramics.

Midnight Slate: A deep, cool-toned navy grey, reminiscent of stormy skies and river-worn stone.

Burnt Umber: A classic terracotta red, rich and earthy, inspired by the warmth of kiln-fired clay and aged brick.

Whether enhancing a cozy kitchen, a serene bath, or a modern gathering space, this collection invites warmth, character, and timeless appeal into every environment. It is an organic connection to the world beneath our feet, reimagined for contemporary living.

Claymont is available in a versatile matte finish and offered in pressed 2x6, 2.5x12, and 6x6, 6.5-inch star, 5-inch cross formats across all ten colors. Designed for both residential and commercial interiors, this durable porcelain tile is suitable for floors, walls, and backsplashes. Additionally, Claymont is GREENGUARD® certified, ensuring low chemical emissions and promoting healthier indoor air quality.

shown below: **CLM10 2x6** Frosted Linen, **CLM50 2x6** Dusty Rose & **CLM90 2x6** Midnight Slate



COLORS



CLM10
Frosted Linen



CLM20
Almond Mist



CLM30
Silverstone



CLM40
Sahara Sand



CLM50
Dusty Rose



CLM60
Golden Sky



CLM70
Soft Sage



CLM80
Saltwater



CLM90
Midnight Slate



CLM100
Burnt Umber

FIELD TILE FORMATS


2x6




2.5x12




6x6



5" Cross



6.5" Star



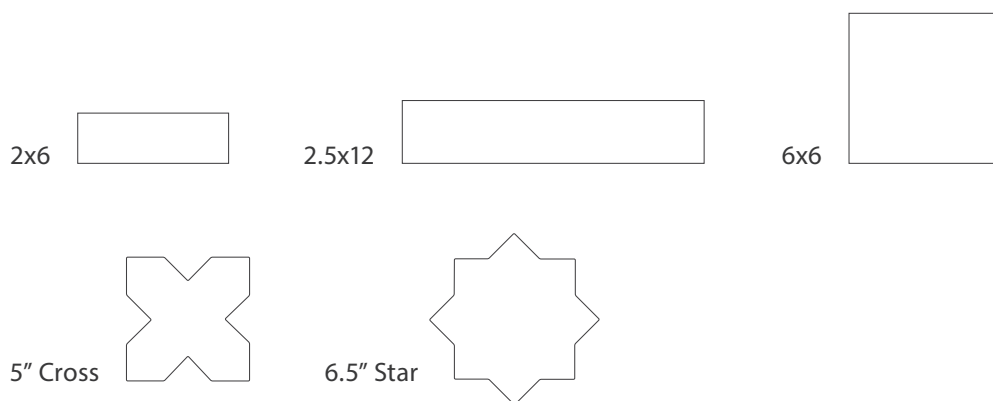
Cross and Star shapes are sold separately. They are designed to be installed together to achieve the intended pattern.

FROSTED LINEN




CLM10
Frosted Linen


FIELD TILE FORMATS



CROSS & STAR



CLM10CROSS
5" Cross Frosted Linen



CLM10STAR
6.5" Star Frosted Linen

Cross and Star shapes are sold separately. They are designed to be installed together to achieve the intended pattern.

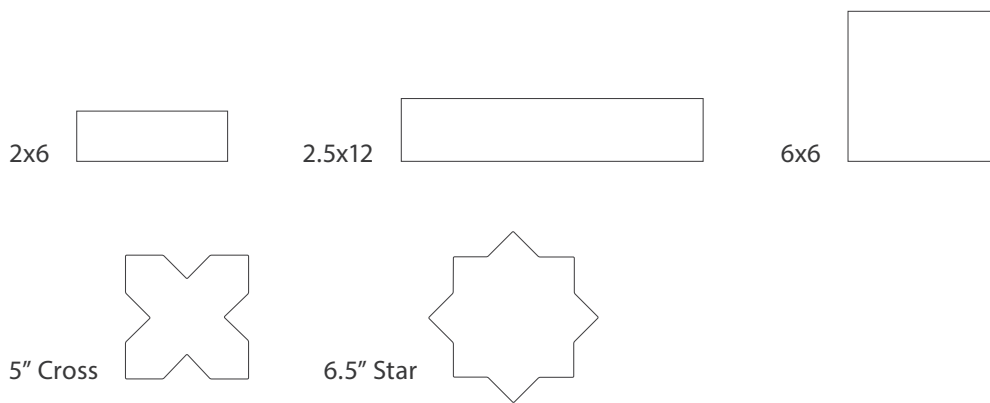


ALMOND MIST



CLM20
Almond Mist

FIELD TILE FORMATS



CROSS & STAR



Cross and Star shapes are sold separately. They are designed to be installed together to achieve the intended pattern.

CLM20CROSS
5" Cross Almond Mist

CLM20STAR
6.5" Star Almond Mist

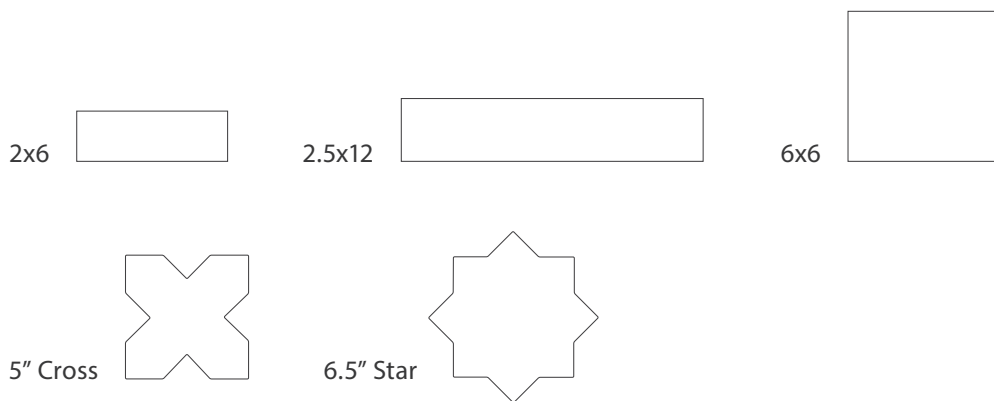


SILVERSTONE



CLM30
Silverstone

FIELD TILE FORMATS



CROSS & STAR



CLM30CROSS
5" Cross Silverstone

CLM30STAR
6.5" Star Silverstone

Cross and Star shapes are sold separately. They are designed to be installed together to achieve the intended pattern.

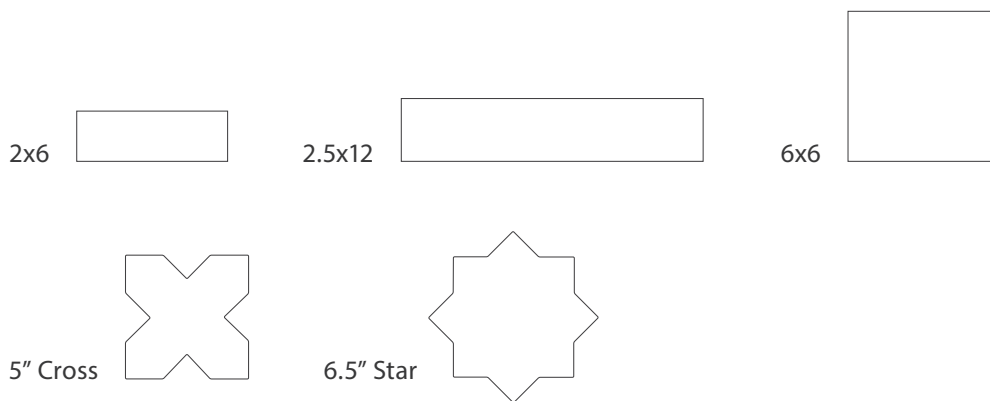


SAHARA SAND



CLM40
Sahara Sand

FIELD TILE FORMATS



CROSS & STAR



Cross and Star shapes are sold separately. They are designed to be installed together to achieve the intended pattern.

CLM40CROSS
5" Cross Sahara Sand

CLM40STAR
6.5" Star Sahara Sand

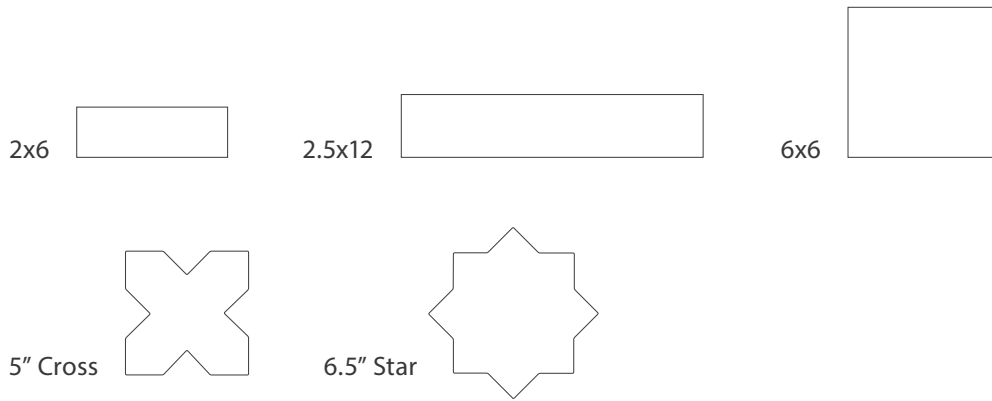


DUSTY ROSE




CLM50
Dusty Rose

FIELD TILE FORMATS



CROSS & STAR



CLM50CROSS
5" Cross Dusty Rose

CLM50STAR
6.5" Star Dusty Rose

Cross and Star shapes are sold separately. They are designed to be installed together to achieve the intended pattern.



NEW YORK

ABRAMS IMAGE

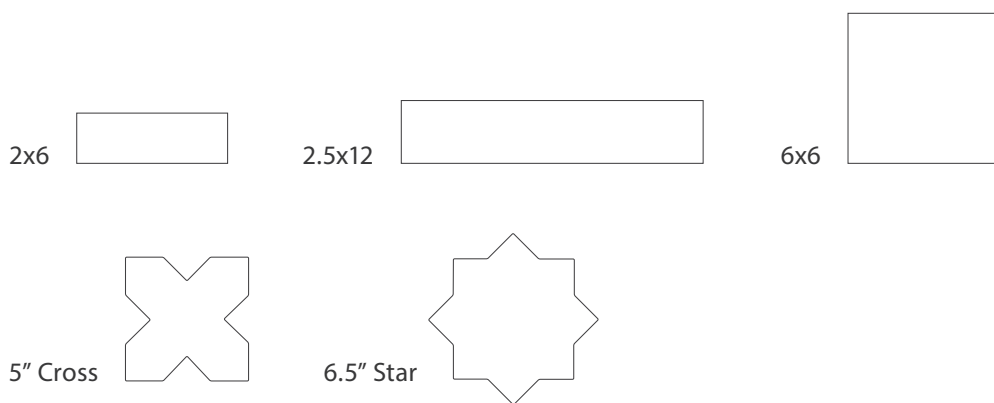
CEREAL

GOLDEN SKY




CLM60
Golden Sky

FIELD TILE FORMATS



CROSS & STAR



Cross and Star shapes are sold separately. They are designed to be installed together to achieve the intended pattern.

CLM60CROSS
5" Cross Golden Sky

CLM60STAR
6.5" Star Golden Sky

right: **CLM10 6.5" Star Frosted Linen**, **CLM10 5" Cross Frosted Linen**, **CLM10 2x6 Frosted Linen**, **CLM20 2x6 Almond Mist**, **CLM60 2x6 Golden Sky**, **CLM70 2x6 Soft Sage** & **CLM90 2x6 Midnight Slate**

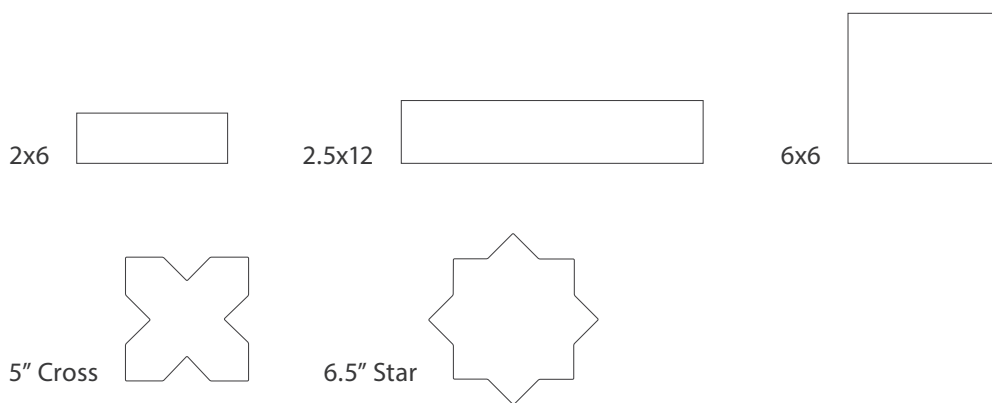


SOFT SAGE




CLM70
Soft Sage

FIELD TILE FORMATS



CROSS & STAR



Cross and Star shapes are sold separately. They are designed to be installed together to achieve the intended pattern.

CLM70CROSS
5" Cross Soft Sage

CLM70STAR
6.5" Star Soft Sage

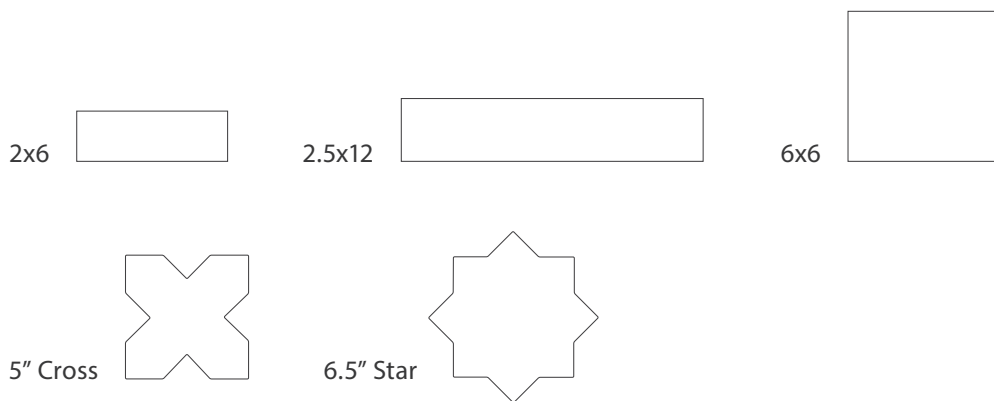


SALTWATER




CLM80
Saltwater

FIELD TILE FORMATS



CROSS & STAR



CLM80CROSS
5" Cross Saltwater

CLM80STAR
6.5" Star Saltwater

Cross and Star shapes are sold separately. They are designed to be installed together to achieve the intended pattern.

right: **CLM80** 6.5" Star Saltwater, **CLM80** 5" Cross Saltwater, **CLM40 6x6** Sahara Sand, **CLM60 6x6** Golden Sky, **CLM70 6x6** Soft Sage, **CLM80 6x6** Saltwater, **CLM90 6x6** Midnight Slate, **CLM100 6x6** Burnt Umber & Comfort **B678.0064.047Z 10x60** Greige

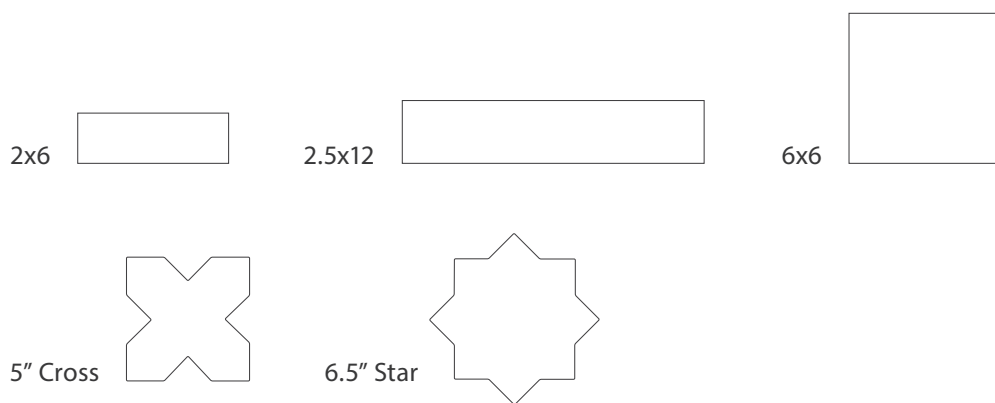


MIDNIGHT SLATE




CLM90
Midnight Slate

FIELD TILE FORMATS



CROSS & STAR



CLM90CROSS
5" Cross Midnight Slate

CLM90STAR
6.5" Star Midnight Slate

Cross and Star shapes are sold separately. They are designed to be installed together to achieve the intended pattern.

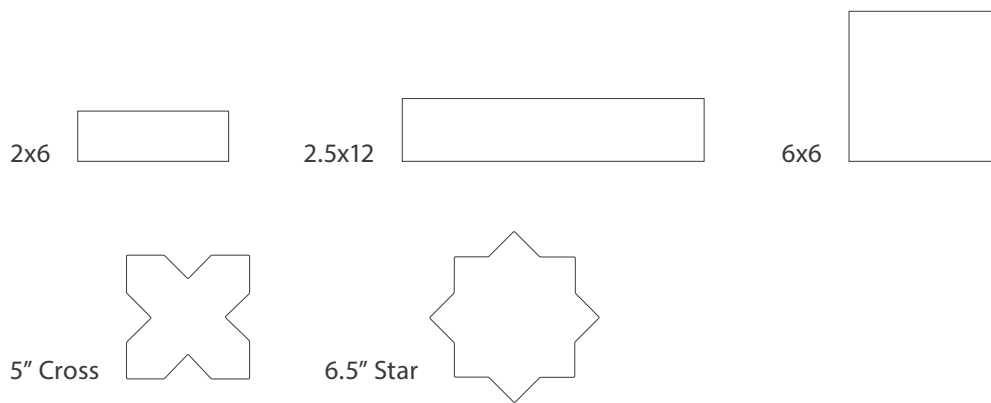


BURNT UMBER




CLM100
Burnt Umber

FIELD TILE FORMATS



CROSS & STAR



CLM100CROSS
5" Cross Burnt Umber

CLM100STAR
6.5" Star Burnt Umber

Cross and Star shapes are sold separately. They are designed to be installed together to achieve the intended pattern.



CLAYMONT

GLAZED PORCELAIN



Porcelain Technical Data Properties (Floor)	Results ¹
ANSI® A326.3 ²	Interior, Wet Plus (IW+)
Surface Hardness	7 Mohs
Break Strength	≥ 250 lbf. avg.
Water Absorption	≤ 0.5% ³
Intended Use ⁴	Residential & Light Commercial

¹ Values are offered in good faith as being accurate and typical of normal production. Due to the natural variation of raw materials and manufacturing processes, the values of the purchased product for any particular installation may vary.

² For more information, visit floridatile.com/productuseclassifications.

³ Average production value.

⁴ Please visit www.floridatile.com/intended-use for further details.

Typical Uses

Claymont glazed porcelain is appropriate for most residential and commercial wall, countertop, backsplash, and floor applications.

Notice: Not all flooring products are suitable for wet areas, specialized applications, or commercial use. Please refer to the American National Standard Specifications for Ceramic Tile (ANSI® A137.1) for ceramic, stone, and glass installation for specific usage and installation information.

This Florida Tile product will contribute to USGBC LEED® points and the ANSI® approved NAHB® Green Building Points.

Field Tile Nominal Size (in) ¹	Metric (cm)	Pcs./Sq Ft ²	Thickness	Edge
2x6	5x15	12	8mm	Pressed
2.5x12	6x30	5	8mm	Pressed
6x6	15x15	4	8mm	Pressed
5" CROSS ³	13x13	6.4	8mm	Pressed
6.5" STAR ³	16x16	6.4	8mm	Pressed

¹ These values may vary from lot to lot.

² These values are based on actual sizes including the grout joint.

³ Cross and Star shapes are sold separately. They are designed to be installed together to achieve the intended pattern.

Notes

Color, texture, and finish variations may occur due to the nature of the product.

Color reproductions in this printed piece may vary from actual tile colors. Final selection should be made from actual tile samples.

Country of origin and other product features and characteristics are subject to change due to manufacturing efficiencies and other factors. See retailer or product packaging to verify country of origin and other product characteristics.

Color Variation



V3 Moderate Variation

