



HAMMER

Do you know reactive colours?

They are glazes with an anomalous chemical composition that favours their reactivity, obtaining different effects.

To deepen the good looks we developed a subtle hammered surface , enriching and adding a handmade feel to top off the final result.

Distinctive finish that makes each piece one of a kind.

01. SIZES, COLOURS AND FINISHES / FORMATOS, COLORES Y ACABADOS	<i>pag. 5</i>
02. GET INSPIRED / INSPIRATE	<i>pag. 6</i>
03. RECOMMENDATIONS / RECOMENDACIONES	<i>pag. 24</i>
04. TECHNICAL FEATURES / CARACTERÍSTICAS TÉCNICAS	<i>pag. 25</i>
05. TECHNICAL DRAWINGS / DIBUJOS TÉCNICOS	<i>pag. 26</i>
06. PACKING	<i>pag. 27</i>
07. PRICE CODE CÓDIGO DE TARIFA	<i>pag. 27</i>



IMPORTANT INFORMATION / INFORMACIÓN IMPORTANTE
Hammer pieces crackle effect varies depending on the colour version as it is inherent to some glazes. Salt and Aqua colours do not crackle.



HAMMER

HAMMER 5x15 cm / 2"x6"



Salt



Aqua



Grape



Topaz



Emerald


HAMMER DECOR 5x15 cm / 2"x6"



Salt




Aqua






Grape



Topaz



Emerald



* 10 different patterns randomly mixed within the box / * 10 diseños diferentes encajados aleatoriamente



Hammer Topaz ►
Hammer Decor Topaz





◀ **Hammer** Emerald - 25%
Hammer Decor Emerald - 75%



Hammer Salt - 75% ►
Hammer Decor Salt - 25%

Floor Tiles: **Abbey Stone** L Rila





Hammer Salt - 85%
Hammer Decor Salt - 15%

◀ **Hammer Grape**
Hammer Decor Grape




Hammer Aqua ►
Hammer Decor Aqua





◀ **Hammer** Topaz - 75%
Hammer Decor Topaz - 25%



Hammer Emerald ►
Hammer Decor Emerald
Floor Tiles: **Roots M Sand**





Hammer Salt - 81%
Hammer Decor Salt - 19%

◀ **Hammer** Aqua
Hammer Decor Aqua



Detail

Hammer Grape - 67% ▶
Hammer Decor Grape - 33%

Floor Tiles: **Roots** M & S Sand



WAREHOUSING

In order to guarantee the characteristics of the finish the product must be kept in its original packaging until the time of fixing. If the product is likely to be stored for a long period of time it should be suitably covered.

TILE FIXING

To ensure the products adhere correctly to the surface, it is essential to use specific adhesive and grouting material. This must also be suitable for the environment they will have to withstand. Fitting with traditional mortars does not ensure good adhesion. Due to the nature of the material there may be dimensional variations between pieces. Therefore , all types of joints must be planned and carried out correctly: structural, perimeter, expansion and installation joints. Fitting tiles without joints is not advisable from any technical point of view as this may lead to various problems. For an optimal result we advise to use 2 mm (0.08”) grout.

MAINTENANCE AND CLEANING

ATTENTION! NOT RESISTANT TO ACIDIC CLEANING PRODUCTS.
As a general guideline, powder dertergents should not be used, not wire wool or abrasive materials. Generally a sponge will be sufficient with warm water and liquid **neutral** soap. Then rinse with plenty of clean water.









CHROMATIC VARIATION

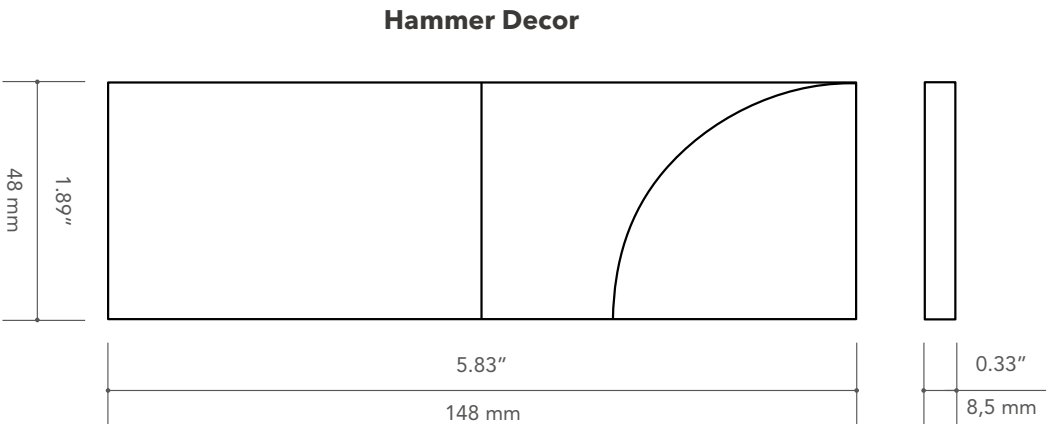
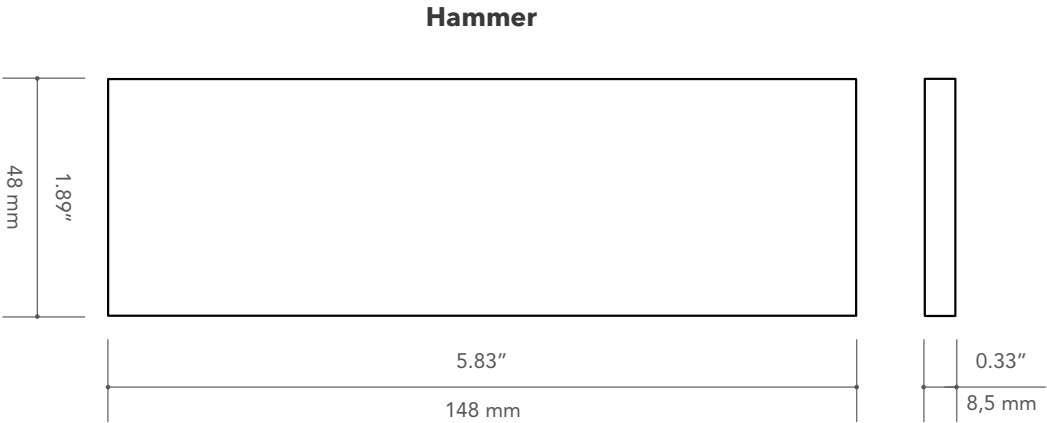
Hammer Collection has been designed with a high chromatic variation between pieces. Prior to any installation, range of tiles should be checked by the client. No claims will be accepted after installation.

WARNING!

This collection reproduces traditional hand made tiles, this is the reason why there are slight dimentional differences between pieces (variable lengths and widths), which are part of the intended aesthetic. It is advised to adjust each one of the pieces in the process of installation due to the dimentional differences, instead of using spacers. As a result, these differences give the character, craftsman feel and a high aesthetic value.

Dry-pressed porcelain tiles whith water absorption B Ia ≤ 0,5% for interior and exterior floors and walls.

FEATURES / CARACTERÍSTICAS		SPECIFICATION / ESPECIFICACIÓN	NORMA
	Dimensional Features	48 mm +/- 0,9 mm x 148 mm +/- 0,6% x 10 mm +/- 5%	UNE-EN ISO 10545-2:1998
	Modulus of rupture	Minimum 35 N/mm2 Individual Minimum 32 N/mm2	UNE-EN ISO 10545-4:2012
	Frost resistance	Pass	UNE-EN ISO 10545-11:1997
	Household products resistance	GA (Salt) GB (Aqua, Grape, Topaz, Emerald)	UNE-EN ISO 10545-13:1998
	Chemical resistance	GHA (Salt) GLC (Aqua, Grape, Topaz, Emerald)	UNE-EN ISO 10545-13:1998
	Stain resistance	5	UNE-EN ISO 10545-14:1998
	Tone variation	V5	-
	Porcelain body	-	-



Model	Size (in)	Pieces/box	lb/box	sq ft/box	Box/pallet	sq ft/pallet
Hammer	2"x6"	75	22.27 lb	5.737 sq ft	100	573.70 sq ft
Hammer Decor	2"x6"	75	22.27 lb	5.737 sq ft	100	573.70 sq ft

Designed by



©2023 Tendencias Cerámicas

WOW, registered trademark of Tendencias Cerámicas, S.L.

The brand use or reproduction of the contents of this catalog, is protected by copyright law. Any use of the brand or reproduction thereof, in part or total, must be authorized by Tendencias Cerámicas, S.L. Otherwise, this action can be sanctioned according to the Law.

WOW reserves the right to modify and/or discontinue certain models displayed in this catalogue.
The colour of the pieces displayed herein may differ slightly from originals.
The settings shown in this catalogue are design proposals for advertising purposes.
In real situations in wich the pieces are laid, the installation instructions published by WOW should be followed.

