



FACES



THORNTREE

natural stone • fine porcelain

FACES

Reshaping the boundaries of ceramic decoration.

Like the faces of the Earth, we present our Coast, Dune, Valley and Hill ceramic versions, staying true to our roots.

Harmony between colour and form.

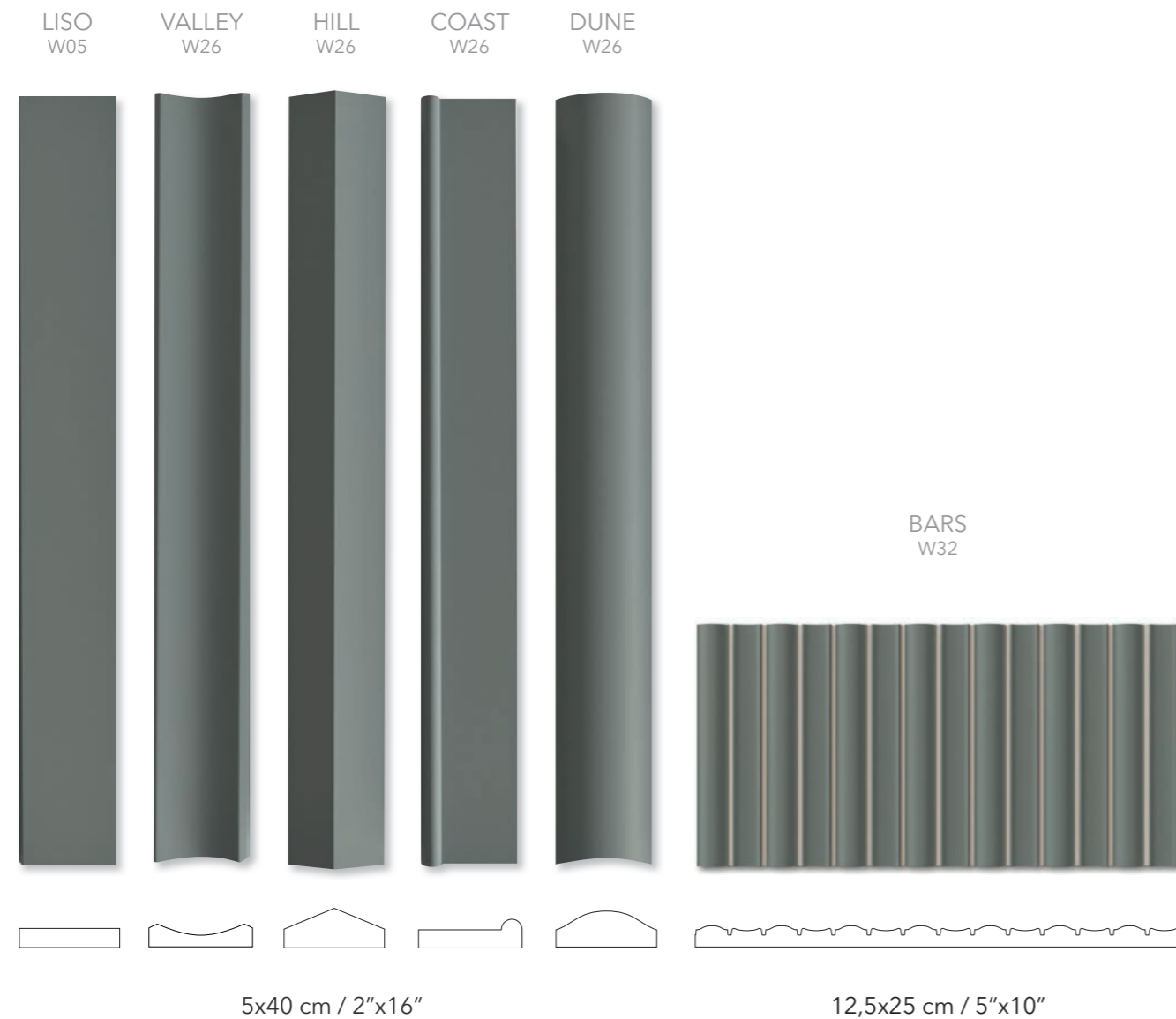
Vertical surfaces with unconventional shapes which capture who we are.

01. SIZES, COLOURS AND FINISHES / FORMATOS, COLORES Y ACABADOS	<i>pag. 6</i>
02. GET INSPIRED / INSPIRATE	<i>pag. 8</i>
03. LAYOUTS / COLOCACIONES	<i>pag. 42</i>
04. TECHNICAL FEATURES / CARACTERÍSTICAS TÉCNICAS	<i>pag. 46</i>
05. PACKING	<i>pag. 47</i>
06. PRICE CODE CÓDIGO DE TARIFA	<i>pag. 47</i>
07. TECHNICAL DRAWINGS / DIBUJOS TÉCNICOS	<i>pag. 48</i>
08. RECOMMENDATIONS / RECOMENDACIONES	<i>pag. 49</i>


FACES



SHAPES






COLOURS



*Available in all shapes / Disponible en todos los relieves





◀ Hill Tan 
 Liso Tan 

 Liso Grey - 50%
 Coast Grey - 50%


Floor Tiles **Contempo Strip** Natural (Love Affairs collection)



◀ **Liso Pine** - 33% 
Coast Pine - 66% 

Floor Tiles: **Lines S & M** Chalk (Raster collection)



Valley Vegan 

Floor Tiles: **Play Blanc** (Tesseræ collection)

 **Valley Coal** - 50%
 **Valley Dune** - 50%

Floor Tiles: **Grid S & M** Chalk (Raster collection)
Lines S & M Chalk (Raster collection)










 **Dune Steel Blue & Tan**
 **Bars Bone** ▶







Hill Bone 
 Liso Bone 

Floor Tiles: **Lines S & M Moss** (Raster collection)

 **Valley Grey 50%**
 **Dune Grey 50%**
 **Liso Grey**

Floor Tiles: **Suit Blanc** (Tesseræ collection)



Coast Henna 
 Dune Henna 

Floor Tiles: **Grid S** Mud (Raster collection)
Lines S & M Mud (Raster collection)

 **Hill** Steel Blue
 **Liso** Steel Blue ▶

Floor Tiles: **Contempo Strip** Oak (Love Affairs collection)






 **Bars Henna**

◀ **Bars Pine** 
Liso Tan 

Floor Tiles: **Solid XS & S Chalk**



Bars Steel Blue 
Valley Steel Blue 



Floor Tiles: **Stardust** Ivory

 **Dune** Vegan
 **Liso** Vegan ▶

Floor Tiles: **Play Board** Mar (Tesserae collection)





◀ **Dune Pine** 
Liso Pine 

Floor Tiles: **Grid S & M** Chalk (Raster collection)

 **Liso** White Gloss
 **Valley** White Gloss


Floor Tiles: **Color Drops** Graphite






Dune White Gloss 

 Hill Coal
 Liso Coal

Floor Tiles: Stardust Cotto






- ◀ **Dune** Vegan 
- Valley** Vegan 
- Bars** Vegan 

Floor Tiles: **Strip** Aura (Love Affairs collection)




DUNE - 50% VALLEY - 50% Bone




COAST - 50% DUNE - 50% Steel Blue




LISO - 50% VALLEY - 50% Pine



LISO - 50% HILL - 50% Vegan



DUNE - 50% HILL - 50% Coal



COAST - 50% DUNE - 50% Tan



LISO - 75% COAST - 25% Grey



VALLEY - 50% HILL - 50% White Gloss



Henna

COAST - 50% VALLEY - 50%




Tan

LISO - 50% VALLEY - 50%



White Gloss

LISO - 50% VALLEY - 50%



Pine

LISO - 25% HILL - 75%




Grey

LISO - 37,5% VALLEY - 12,5% DUNE - 50%




Coal

LISO - 50% DUNE - 50%











Steel Blue

LISO - 50% HILL - 50%









Vegan

LISO - 50% COAST - 50%

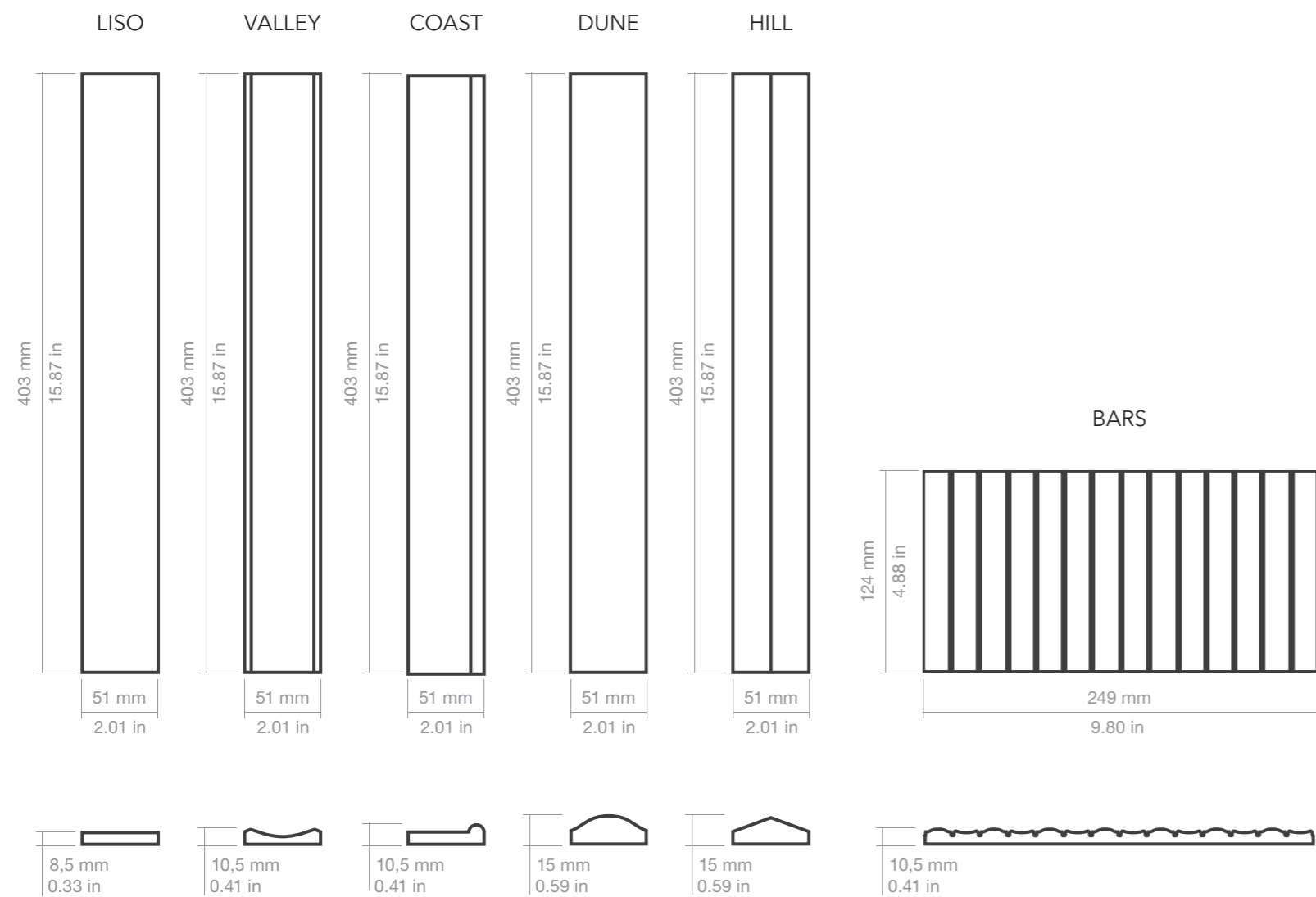
Technical features for Dry-Pressed ceramic tiles with water absorption BIII (Eb >10%) Características técnicas para las baldosas cerámicas prensadas en seco del grupo BIII (Eb >10%)		
FEATURES / CARACTERÍSTICAS	SPECIFICATION / ESPECIFICACIÓN	NORMA
 Dimensional Features	51 mm +/- 0,75 mm % x 403 mm +/- 0,5 % 124 mm +/- 0,75 mm % x 249 mm +/- 0,5 %	UNE-EN ISO 10545-2:1998
 Water absorption	>10%	UNE-EN ISO 10545-3:1997
 Modulus of rupture and breaking strength	Thickness ≥ 7,5 mm mínimo 12 N/mm ² Thickness < 7,5 mm mínimo 15 N/mm ²	UNE-EN ISO 10545-4:2012
 Crazing resistance	Pass	UNE-EN ISO 10545-11:1997
 Household products resistance	GA	UNE-EN ISO 10545-13:1998
 Chemical resistance	GHA	UNE-EN ISO 10545-13:1998
 Stain resistance	5	UNE-EN ISO 10545-14:1998
 White Body	-	

			KG 	M2 		M2 
Modelo	Formato (cm)	Piezas / Caja	Kg / Caja	m2 / Caja	Cajas / Palet	m2 / Palet
FACES LISO	5x40 cm	56	15,100 kg	1,120 m ²	60	67,200 m ²
FACES COAST	5x40 cm	54	15,900 kg	1,080 m ²	60	64,800 m ²
FACES HILL	5x40 cm	30	10,250 kg	0,600 m ²	60	36,000 m ²
FACES VALLEY	5x40 cm	54	16,000 kg	1,080 m ²	60	64,800 m ²
FACES DUNE	5x40 cm	30	10,160 kg	0,600 m ²	60	36,000 m ²
FACES BARS	12,5x25 cm	13	6,920 kg	0,406 m ²	138	56,028 m ²

			LB 	FT2 		FT2 
Model	Format (in)	Piezas / Box	Lb/ box	sq ft / Box	Boxes / Pallet	sq ft / Pallet
FACES LISO	2"x16"	56	33.290 lb	12.056 ft ²	60	723.36 ft ²
FACES COAST	2"x16"	54	35.054 lb	11.625 ft ²	60	697.50 ft ²
FACES HILL	2"x16"	30	22.597 lb	6.458 ft ²	60	387.48 ft ²
FACES VALLEY	2"x16"	54	35.274 lb	11.625 ft ²	60	697.50 ft ²
FACES DUNE	2"x16"	30	22.399 lb	6.458 ft ²	60	387.48 ft ²
FACES BARS	5"x10"	13	15.216 lb	4.370 ft ²	138	603.06 ft ²

Price code - Código de tarifa

MODEL / MODELO	PRICE CODE / CODIGO TARIFA
LISO	W05
COAST, HILL, VALLEY & DUNE	W26
BARS	W32



WAREHOUSING

In order to guarantee the characteristics of the finish the product must be kept in its original packaging until the time of fixing. If the product is likely to be stored for a long period of time it should be suitably covered.

TILE FIXING

To ensure the products adhere correctly to the surface, it is essential to use specific adhesive and grouting material. This must also be suitable for the environment they will have to withstand. Fitting with traditional mortars does not ensure good adhesion.


Due to the nature of the material there may be dimensional variations between pieces. Therefore, all types of joints must be planned and carried out correctly: structural, perimeter, expansion and installation joints. Fitting tiles without joints is not advisable from any technical point of view as this may lead to various problems.

For an optimal result that enhances the mosaic effect, we recommend using 1,5 mm (0.06") of joint, as well as a joint color that contrasts with the tone of the piece.

MAINTENANCE AND CLEANING

Once the materials have been fitted, it is advisable to remove any remaining adhesive and grouting material by using a commercial descaling product designed especially, diluted with water. The descaling product must not remain in contact with the surface to be cleaned for more than 5 minutes.

As a general guideline, powder detergents should not be used, not wire wool or abrasive materials. Generally a sponge will be sufficient with warm water and liquid neutral soap. Then rinse with plenty of clean water.



THORNTREE

natural stone • fine porcelain