





Ensō, ancestral symbol within the Zen Buddhism that means: Circle.

They prepare themselves for years to make the Enso just once in a single stroke, capturing the essence of who makes it. Represents the enlightenment, elegance and emptiness and it is linked to the minimalism. Circle that does not lack or has anything left over, as it embodies perfection.

**“Nakama”** and its decors **“Wabi”** and **“Kintsugi”**, are inspired in the rustic simplicity, stillness and the imperfect quality of any object that gives elegance to the whole.

**“Karui”** and its decor **“Suki”**, combine shine, freshness and tradition with the warmth of nature.





<b>01. NAKAMA SIZES, COLOURS AND FINISHES / FORMATOS, COLORES Y ACABADOS NAKAMA</b>	<i>pag. 6</i>
<b>02. WABI SIZES, COLOURS AND FINISHES / FORMATOS, COLORES Y ACABADOS WABI</b>	<i>pag. 7</i>
<b>03. KINTSUGI SIZES, COLOURS AND FINISHES / FORMATOS, COLORES Y ACABADOS KINTSUGI</b>	<i>pag. 8</i>
<b>04. GET INSPIRED / INSPÍRATE</b>	<i>pag. 9</i>
<b>05. TANKA SIZES, COLOURS AND FINISHES / FORMATOS, COLORES Y ACABADOS TANKA</b>	<i>pag. 24</i>
<b>06. YAKEDO SIZES, COLOURS AND FINISHES / FORMATOS, COLORES Y ACABADOS YAKEDO</b>	<i>pag. 25</i>
<b>07. GET INSPIRED / INSPÍRATE</b>	<i>pag. 26</i>
<b>08. KARUI SIZES, COLOURS AND FINISHES / FORMATOS, COLORES Y ACABADOS KARUI</b>	<i>pag. 36</i>
<b>09. SUKI SIZES, COLOURS AND FINISHES / FORMATOS, COLORES Y ACABADOS SUKI</b>	<i>pag. 37</i>
<b>10. GET INSPIRED / INSPÍRATE</b>	<i>pag. 38</i>
<b>11. RECOMMENDATIONS / RECOMENDACIONES</b>	<i>pag. 46</i>
<b>12. PACKING</b>	<i>pag. 47</i>
<b>13. TECHNICAL FEATURES / CARACTERÍSTICAS TÉCNICAS</b>	<i>pag. 48</i>
<b>14. PRICE CODE / CÓDIGO DE TARIFA</b>	<i>pag. 49</i>
<b>15. TECHNICAL DRAWINGS / DIBUJOS TÉCNICOS</b>	<i>pag. 50</i>



Wall Tile: **Nakama** Ivory & **Kintsugi** Ivory  
Floor Tile: **Tanka** White



**NAKAMA**  
5"x5" / 12,5x12,5cm  
White Body  
W18



**24 different patterns randomly mixed within the box.**  
Cada color tiene 24 variaciones de diseño que se encajan aleatoriamente.

**ROUNDED EDGE NAKAMA**  
0,4"x5" / 1,1x12,5 cm  
WS3



**Available in all Nakama Colours.**  
Disponible en todos los colores Nakama.

**WABI**  
5"x5" / 12,5x12,5cm  
White Body  
W21

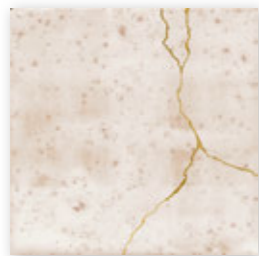


**8 different patterns randomly mixed within the box.**  
Cada color tiene 8 variaciones de diseño que se encajan aleatoriamente.



**KINTSUGI**  
5"x5" / 12,5x12,5cm  
White Body  
WS6

Ivory




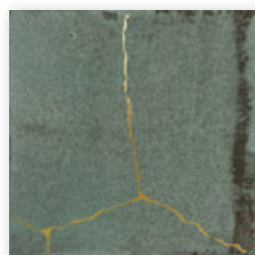



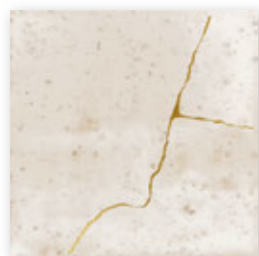
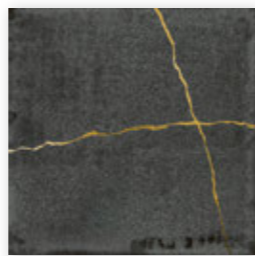
Green




Blue



Graphite



**20 different patterns randomly mixed within the box.**  
*Cada color tiene 20 variaciones de diseño que se encajan aleatoriamente.*







**Nakama** Green  
**Wabi** Green





**Nakama** Graphite  
**Wabi** Graphite



Wall tiles: **Nakama** Blue  
Floor tiles: **Yakedo** Ash Grey





**Nakama** Green  
**Kintsugi** Green  
**Rounded Edge Nakama** Green



Wall tiles:  
**Nakama** Ivory  
**Kintsugi** Ivory

Floor tiles:  
**Tanka** Graphite





**Nakama** Graphite



**Nakama** Blue










**Nakama** Ivory  
**Wabi** Ivory



**Nakama** Graphite  
**Kintsugi** Graphite  
**Rounded Edge Nakama** Graphite





**“Yakisugi”** is the ancient Japanese art of treating the wood to preserve and embellish it. It is a natural process, which by a slight carbonization of the wood surface, becomes waterproof and more durable. Treated between 7 and 10 minutes, combustion is stopped with water when it has been carbonized in 3 or 4 mm thickness, then is brushed and protected with natural oils. Depending on the exposure to the flame and its subsequent brushing, it will result in a different finish and tone.

We present you **“Yakedo”** a light burnt and brushed Larch wood and **“Tanka”** a charred Accoya wood, in several colour versions.




**TANKA**  
4"x20" / 10x50cm  
Porcelain Body  
W12

White



Graphite



**30 different patterns randomly mixed within the box.**  
Cada color tiene 30 variaciones de diseño que se encajan aleatoriamente.

**YAKEDO**  
4"x20" / 10x50cm  
Porcelain Body  
W12

Sand



Ash Grey



**30 different patterns randomly mixed within the box.**  
Cada color tiene 30 variaciones de diseño que se encajan aleatoriamente.





**Tanka** Graphite



**Yakedo** Sand





**Tanka** White



**Tanka** Graphite  
**Yakedo** Sand





Wall Tile:  
**Tanka** Graphite  
**Stripes** White Stone

Floor Tile:  
**Yakedo** Sand  
**Tanka** Graphite





**Yakedo** Ash Grey



**Tanka** White







**KARUI**  
5"x5" / 12,5x12,5cm  
White Body  
W14

Ivory



Smoke



Teal



**Each colour has 24 different patterns which are randomly mixed within the box**  
*Cada color tiene 24 variaciones de diseño que se encajan aleatoriamente*

**ROUNDED EDGE KARUI**  
0,4"x5" / 1,1x12,5cm  
WS3



**Available in all Karui Colours.**  
*Disponible en todos los colores Karui.*

**SUKI**  
5"x5" / 12,5x12,5cm  
White Body  
W18

Ivory



Smoke



Teal



**Each colour has 24 different patterns which are randomly mixed within the box**  
*Cada color tiene 24 variaciones de diseño que se encajan aleatoriamente*





Wall tiles: **Karui** Ivory  
**Rounded Edge Karui** Ivory  
Floor tiles: **Tanka** Graphite



Wall tiles: **Karui** Smoke  
**Suki** Smoke  
Floor tiles: **Contempo** Strip Natural  
(Love Affairs collection)









**Karui** Smoke



Wall tiles: **Karui** Ivory  
**Suki** Ivory  
Floor tiles: **Timber** Strip Brown  
(Love Affairs Collection)





Suki Ivory



Karui Teal



**WAREHOUSING**

In order to guarantee the characteristics of the finish the product must be kept in its original packaging until the time of fixing. If the product is likely to be stored for a long period of time it should be suitably covered.

**TILE FIXING**

To ensure the products adhere correctly to the surface, it is essential to use specific adhesive and grouting material. This must also be suitable for the environment they will have to withstand. Fitting with traditional mortars does not ensure good adhesion.

Due to the nature of the material there may be dimensional variations between pieces. Therefore , all types of joints must be planned and carried out correctly: structural, perimeter, expansion and installation joints. Fitting tiles without joints is not advisable from any technical point of view as this may lead to various problems. For an optimal result we advise to use 2 mm (0.08") grout.



**MAINTENANCE AND CLEANING**

Once the materials have been fitted, it is advisable to remove any remaining adhesive and grouting material by using a commercial descaling product designed especially, diluted with water . The descaling product must not remain in contact with the surface to be cleaned for more than 5 minutes.

As a general guideline, powder detergents should not be used, not wire wool or abrasive materials. Generally a sponge will be sufficient with warm water and liquid neutral soap. Then rinse with plenty of clean water.

**STRONG CHROMATIC VARIATION**

Ensō Collection has been designed with a medium chromatic variation between pieces. Prior to any installation, range of tiles should be checked by the client. No claims will be accepted after installation.












						
Model	Size (in)	Pieces/box	lb/box	sq ft/box	Box/pallet	sq ft/pallet
Nakama	5"x5"	36	17.50 lb	5.985 sq ft	102	610.47 sq ft
Wabi	5"x5"	36	17.50 lb	5.985 sq ft	102	610.47 sq ft
Kintsugi	5"x5"	36	17.50 lb	5.985 sq ft	102	610.47 sq ft
Karui	5"x5"	36	17.50 lb	5.985 sq ft	102	610.47 sq ft
Suki	5"x5"	36	17.50 lb	5.985 sq ft	102	610.47 sq ft
Yakedo	4"x20"	16	32.43 lb	8.450 sq ft	66	557.70 sq ft
Tanka	4"x20"	16	32.43 lb	8.450 sq ft	66	557.70 sq ft
Nakama Rounded Edge	0.34"x5"	10	0.53 lb	4.07 ft	200	814 ft
Karui Rounde Edge	0.34"x5"	10	0.53 lb	4.07 ft	200	814 ft



**PORCELAIN BODY**

**Dry-pressed ceramic tiles with water absorption B Ia ≤ 0,5% for interior and exterior floors and walls.**

Baldosas cerámicas prensadas en seco con absorción de agua B Ia ≤ 0,5% para suelos y paredes interiores y exteriores.

FEATURES / CARACTERÍSTICAS	SPECIFICATION / ESPECIFICACIÓN	NORMA
 Dimensional Features	98,6 mm +/- 0,9 mm x 500 mm +/- 0,6 % x 8,5 mm +/- 5 %	UNE-EN ISO 10545-2:1998
 Water absorption	$E_b \leq 0,5\%$	UNE-EN ISO 10545-3:1997
 Modulus of rupture	Minimum 35 N/mm <sup>2</sup> Individual Minimum 32 N/mm <sup>2</sup>	UNE-EN ISO 10545-4:2012
 Abrasive resistance	<b>Yakedo</b> Ash Grey PEI 2, Sand PEI 4 <b>Tanka</b> Graphite PEI 2 & White PEI 4	UNE-EN ISO 10545-7:1999
 Crazing resistance	Pass	UNE-EN ISO 10545-11:1997
 Frost resistance	Pass	UNE-EN ISO 10545-11:1997
 Household products resistance	GA	UNE-EN ISO 10545-13:1998
 Chemical resistance	GHA	UNE-EN ISO 10545-13:1998
 Stain resistance	>3	UNE-EN ISO 10545-14:1998
 Non-slip value	<b>Yakedo</b> : R9 / CLASS 1 / DCOF >0,42 <b>Tanka</b> : R10 / CLASS 2 / DCOF >0,42	DIN 51130:2014 ANSI A137.1:2012
 Porcelain body	-	-

**WHITE BODY**

**Technical features for Dry-Pressed ceramic tiles with water absorption BIII (Eb >10%)**

Características técnicas para las baldosas cerámicas prensadas en seco del grupo BIII (Eb >10%)

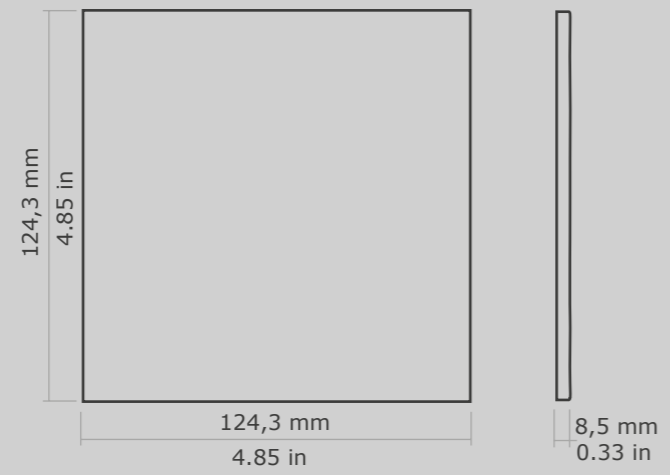
FEATURES / CARACTERÍSTICAS	SPECIFICATION / ESPECIFICACIÓN	NORMA
 Dimensional Features	124,3 mm +/- 0,75 mm x 124,3 mm +/- 0,75 mm x 8,5mm	UNE-EN ISO 10545-2:1998
 Water absorption	$E_b \leq 10\%$	UNE-EN ISO 10545-3:1997
 Modulus of rupture	Thickness ≥ 7,5 mm mínimo 12 N/mm <sup>2</sup> Thickness < 7,5 mm mínimo 15 N/mm <sup>2</sup>	UNE-EN ISO 10545-4:2012
 Crazing resistance	Pass	UNE-EN ISO 10545-11:1997
 Household products resistance	GA	UNE-EN ISO 10545-13:1998
 Chemical resistance	GHA	UNE-EN ISO 10545-13:1998
 Stain resistance	Class 5	UNE-EN ISO 10545-14:1998

14. PRICE CODE / CÓDIGO DE TARIFA

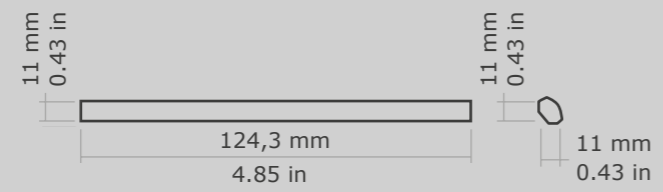
W12	W12	W14	W18	W18	W21	WS3	WS6
Tanka	Yakedo	Karui	Suki	Nakama	Wabi	R. Edge	Kintsugi




**WHITE BODY**



**ROUNDED EDGE**



**PORCELAIN BODY**





Designed by



---

**©2023 Tendencias Cerámicas**

WOW, registered trademark of Tendencias Cerámicas, S.L.

The brand use or reproduction of the contents of this catalog, is protected by copyright law. Any use of the brand or reproduction thereof, in part or total, must be authorized by Tendencias Cerámicas, S.L. Otherwise, this action can be sanctioned according to the Law.

---

WOW reserves the right to modify and/or discontinue certain models displayed in this catalogue.

The colour of the pieces displayed herein may differ slightly from originals.

The settings shown in this catalogue are design proposals for advertising purposes.

In real situations in which the pieces are laid, the installation instructions published by WOW should be followed.

---

