



## POTTERY



## POTTERY

Inspired in Crafts and the part of the Japanese culture anchored in Pottery, that emphasized the properties and natural forms of clay.

Artistic purity, a taste for less treated natural materials and pristine freshness.

Thick textures, austere and simple decorations conferring together with the forms sobriety and dignity.

Refined and serene colours. Objects that show their dependence on the earth.



<b>01.</b> SIZES, COLOURS AND FINISHES / FORMATOS, COLORES Y ACABADOS	<i>pag. 4</i>
<b>02.</b> GET INSPIRED / INSPIRATE	<i>pag. 6</i>
<b>03.</b> RECOMMENDATIONS / RECOMENDACIONES	<i>pag. 20</i>
<b>04.</b> TECHNICAL FEATURES / CARACTERÍSTICAS TÉCNICAS	<i>pag. 21</i>
<b>05.</b> TECHNICAL DRAWINGS / DIBUJOS TÉCNICOS	<i>pag. 22</i>
<b>06.</b> PACKING	<i>pag. 23</i>





**POTTERY SQUARE**  
15x15 cm / 6"x6"



Natural

Grey

Graphite

**POTTERY**  
5x15 cm / 2"x6"



Natural

Grey

Graphite



Gold

**COSMIC SQUARE**  
15x15 cm / 6"x6"




Natural

Grey

Graphite

**COSMIC**  
5x15 cm / 2"x6"



Natural

Grey

Graphite

**Different patterns randomly mixed within the box** / Diferentes diseños encajados aleatoriamente





**Pottery Square** Grey  
**Cosmic Square** Grey



**Pottery Square** Natural, Grey & Graphite  
**Pottery** Natural, Grey, Graphite & Gold









**Pottery** Natural & Gold  
**Cosmic** Natural



**Pottery Square** Natural  
**Pottery** Natural, Grey, Graphite & Gold





**Pottery Square** Graphite  
**Cosmic Square** Graphite



**Pottery Square** Natural & Graphite  
**Cosmic Square** Natural





**Pottery Square** Grey  
**Pottery** Natural



**Pottery Square** Natural  
**Cosmic Square** Natural





Wall tiles:  
**Pottery & Cosmic** Graphite  
Floor tiles:  
**Pottery Square** Grey  
**Pottery** Natural



**Pottery** Grey  
**Cosmic** Grey





**Pottery** Grey & Natural  
**Pottery Square** Grey



**Pottery Square** Natural & Graphite  
**Pottery** Natural, Graphite & Gold



WAREHOUSING

In order to guarantee the characteristics of the finish the product must be kept in its original packaging until the time of fixing. If the product is likely to be stored for a long period of time it should be suitably covered.

TILE FIXING

To ensure the products adhere correctly to the surface, it is essential to use specific adhesive and grouting material. This must also be suitable for the environment they will have to withstand. Fitting with traditional mortars does not ensure good adhesion.

Due to the nature of the material there may be dimensional variations between pieces. Therefore , all types of joints must be planned and carried out correctly: structural, perimeter, expansion and installation joints. Fitting tiles without joints is not advisable from any technical point of view as this may lead to various problems. For an optimal result we advise to use 1,5 mm (0.06”) grout.

MAINTENANCE AND CLEANING













Once the materials have been fitted, it is advisable to remove any remaining adhesive and grouting material by using a commercial descaling product designed especially, diluted with water . The descaling product must not remain in contact with the surface to be cleaned for more than 5 minutes.

As a general guideline, powder dertergents should not be used, not wire wool or abrasive materials. Generally a sponge will be sufficient with warm water and liquid neutral soap. Then rinse with plenty of clean water.

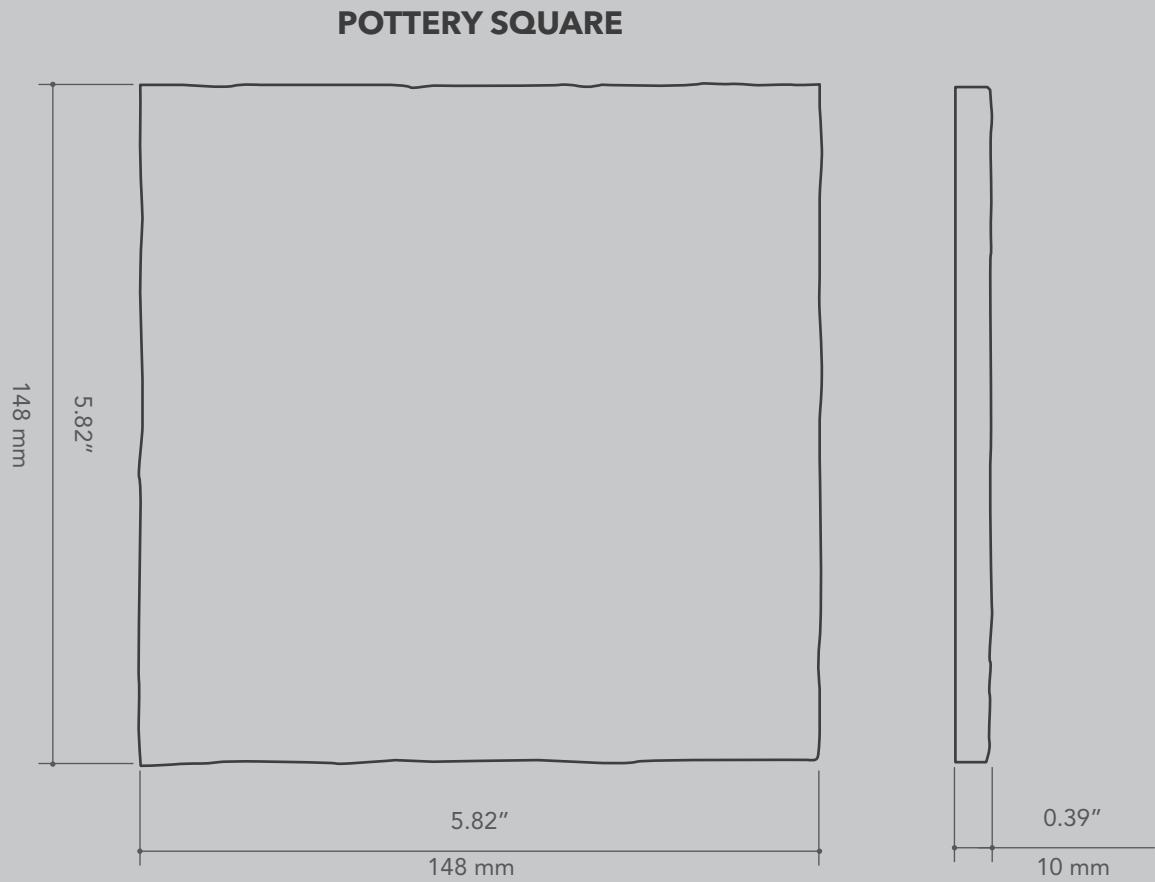

CHROMATIC VARIATION

Pottery Collection has been designed with a V2 chromatic variation between pieces. Prior to any installation, range of tiles should be checked by the client. No claims will be accepted after installation.

Dry-pressed porcelain tiles whith water absorption B la ≤ 0,5% for interior and exterior floors and walls.

FEATURES / CARACTERÍSTICAS		SPECIFICATION / ESPECIFICACIÓN	NORMA
	Dimensional Features	48 mm +/- 0,9 mm x 148 mm +/- 0,6% x 8,5 mm+/- 5 % 148 mm +/- 0,6% x 148 mm +/- 0,6% x 8,5 mm+/- 5 %	UNE-EN ISO 10545-2:1998
	Water absorption	$E_b \leq 0,5\%$	UNE-EN ISO 10545-3:1997
	Modulus of rupture	Minimum 35 N/mm <sup>2</sup> Individual Minimum 32 N/mm <sup>2</sup>	UNE-EN ISO 10545-4:2012
	Abrasive resistance	PEI 2: Graphite PEI 3: Grey PEI 3: Natural Gold (No comply)	UNE-EN ISO 10545-7:1999
	Crazing resistance	Pass	UNE-EN ISO 10545-11:1997
	Frost resistance	Pass	UNE-EN ISO 10545-11:1997
	Household products resistance	GA	UNE-EN ISO 10545-13:1998
	Chemical resistance	GHA Gold (No comply)	UNE-EN ISO 10545-13:1998
	Stain resistance	>3	UNE-EN ISO 10545-14:1998
	Non-slip value	R10 / CLASS 1 DCOF >0,42 (only Pottery and Pottery Square)	DIN 51130:2014 ANSI A137.1:2012
	Tone variation	V2	-
	Porcelain body	-	-





Model	Size (in)	Pieces/box	lb/box	sq ft/box	Box/pallet	sq ft/pallet
Pottery & Cosmic	2"x6"	66	22.82 lb	5.048 sq ft	100	504.800 sq ft
Pottery Square & Cosmic Square	6"x6"	22	23.26 lb	5.188 sq ft	100	518.800 sq ft
Pottery Gold	2"x6"	10	3.68 lb	0.764 sq ft	490	374.360 sq ft



Designed by



---

**©2020 Tendencias Cerámicas**  
WOW, registered trademark of Tendencias Cerámicas, S.L.

The brand use or reproduction of the contents of this catalog, is protected by copyright law. Any use of the brand or reproduction thereof, in part or total, must be authorized by Tendencias Cerámicas, S.L. Otherwise, this action can be sanctioned according to the Law.

---

WOW reserves the right to modify and/or discontinue certain models displayed in this catalogue.  
The colour of the pieces displayed herein may differ slightly from originals.  
The settings shown in this catalogue are design proposals for advertising purposes.  
In real situations in wich the pieces are laid, the installation instructions published by WOW should be followed.

---





THORNTREE  
natural stone • fine porcelain