



## FAYENZA



## FAYENZA

We believe that every surface is a potential artistic expression. Fayenza is our more translucent creation, showcasing the fluidity and beauty of crystalline glazes. Backed with the ancient inherited expertise of our ceramists and design oriented background, each colour version has been carefully developed in the perfect environment and breeding ground, to express our vision of tiles excellence.

Fayenza´ Soul is full of iconic glazings that elevate and glow. Discover our hidden gems...

**01.**  
SIZES, COLOURS AND FINISHES /  
FORMATOS, COLORES Y ACABADOS *pag. 4*

**02.**  
GET INSPIRED /  
INSPIRATE *pag. 6*


**03.**  
PACKING *pag. 32*

**04.**  
TECHNICAL FEATURES /  
CARACTERÍSTICAS TÉCNICAS *pag. 33*

**05.**  
PRICE CODE  
CÓDIGO DE TARIFA *pag. 33*

**06.**  
TECHNICAL DRAWINGS /  
DIBUJOS TÉCNICOS *pag. 34*

**07.**  
RECOMMENDATIONS /  
RECOMENDACIONES *pag. 35*




**FAYENZA**  
6,2x12,5 cm / 2.5"x5"  
W18



**FAYENZA BELT**  
6,2x12,5 cm / 2.5"x5"  
W21



**FAYENZA SQUARE**  
12,5x12,5 cm / 5"x5"  
W14



**FAYENZA ROUNDED EDGE \***  
1,1x12,5 cm / 0.43"x5"  
WS3



\* Available in all Fayenza Colours  
\* Disponible en todos los colores de Fayenza



**Fayenza** Ebony - 33,3%  
**Fayenza Square** Ebony - 66,6%  
**Fayenza Belt** Ebony

**Fayenza** Deep White - 33,3%  
**Fayenza Square** Deep White - 66,6%  
Bar: **Fayenza** Fern  
**Fayenza Belt** Fern

Floor Tiles: **Bejmat Square** Biscuit  
(Bejmat Collection)





**Fayenza Square** Deep White, Peacock Blue & Greige  
**Fayenza Belt** Mineral Grey, Coral

- ◀ **Fayenza Square** Coral
- Fayenza Rounded Edge** Coral

Floor Tiles: **Play** Board Duna (Tesserae Collection)



**Fayenza Belt** Ebony ▶  
**Fayenza Rounded Edge** Ebony

Floor Tiles: **Like** Blanc & Grana Plus  
(Tesserae Collection)




**Fayenza Mineral Grey** - 66,6%  
**Fayenza Square Mineral Grey** - 33,3%  
**Fayenza Rounded Edge Mineral Grey**

Floor Tiles: **Play Board** Duna (Tesserae Collection)




**Fayenza Peacock Blue** - 33,3%  
**Fayenza Square Peacock Blue** - 66,6%





**Fayenza** Coral, Mineral Grey & Peacock Blue  
**Fayenza Belt** Coral, Mineral Grey & Peacock Blue

**Fayenza** Mineral Grey - 50% ▶  
**Fayenza Square** Mineral Grey - 50%





**Fayenza Royal Green**  
**Fayenza Rounded Edge** Royal Green

◀ **Fayenza Fern**  
**Fayenza Rounded Edge** Fern

Floor Tiles: **Suit** Ona (Tesserae Collection)

Floor Tiles: **Concrete Strip** Light  
 (Love Affairs Collection)



**Fayenza Square** Greige  
**Fayenza Belt** Greige  
**Fayenza Rounded Edge** Greige

Floor Tiles: **Play One, Two & All** Duna (Tesseræ Collection)

**Fayenza Ebony** - 33,3%  
**Fayenza Square** Ebony - 66,6%  
**Fayenza** Greige

Floor Tiles: **Like** Grana Plus  
 (Tesseræ Collection)






**Fayenza Deep White**  
**Fayenza Belt Deep White**

Floor Tiles: **Play One, Two & All Mar**  
(Tesserae Collection)

◀ **Fayenza Peacock Blue**  
**Fayenza Belt Peacock Blue**  
**Fayenza Rounded Edge Peacock Blue**

Floor Tiles: **Play Blanc** (Tesserae Collection)



**Fayenza Belt** Mineral Grey, Greige & Deep White

**Fayenza** Mineral Grey ▶  
**Fayenza Square** Mineral Grey  
**Fayenza Belt** Mineral Grey





◀ **Fayenza** Peacock Blue  
**Fayenza Square** Deep White  
 Floor Tiles: **Play Board** Mar (Tesserae Collection)

**Fayenza** Greige  
**Fayenza Rounded Edge** Greige  
 Floor Tiles: **Tanka** Graphite  
 (Ensō Collection)



**Fayenza** Deep White & Mineral Grey  
**Fayenza Square** Deep White & Coral


**Fayenza** Coral ▶  
**Fayenza Square** Coral  
**Fayenza Belt** Coral











**Fayenza** Royal Green ▶  
Floor Tiles:  
**Suit** Blanc & Moss (Tesseræ Collection)












**Fayenza Fern**  
**Fayenza Square Ebony**  
**Fayenza Belt Fern**

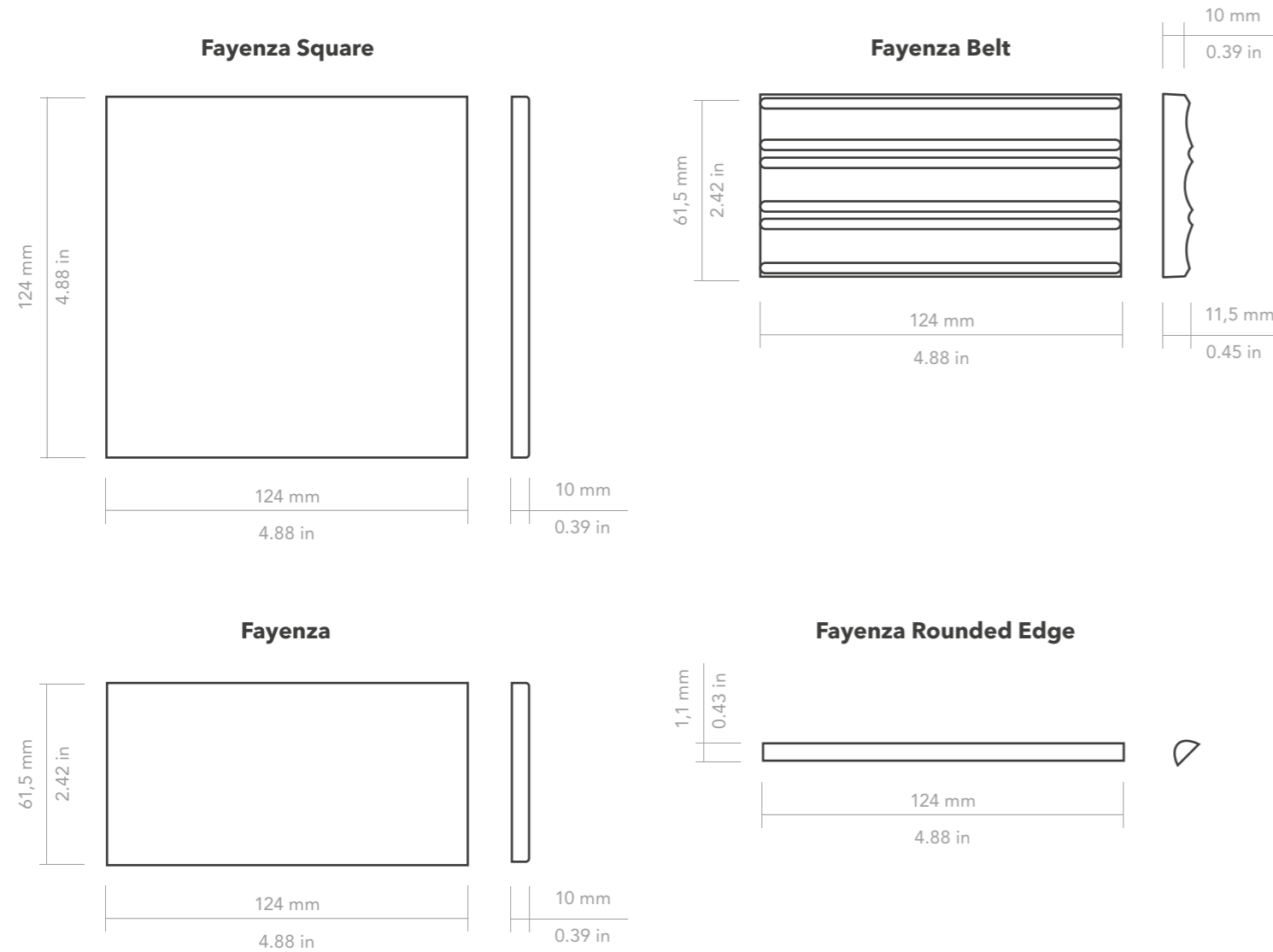
◀ **Fayenza Square Fern**  
 Floor Tiles: **Suit Blanc & Moss** (Tesseræ Collection)

			LB 	FT2 		FT2 
Model	Format (in)	Pieces / Box	Lb/ box	sq ft / Box	Boxes / Pallet	sq ft / Pallet
FAYENZA	2.5"x5"	64	18.01	5.382	102	548.964
FAYENZA BELT	2.5"x5"	56	18.28	4.715	102	480.930
FAYENZA SQUARE	5"x5"	32	18.01	5.317	102	542.334
FAYENZA ROUDED EDGE	0.43"x5"	10	0.46	4.068 ft	200	813.6 ft

TECHNICAL FEATURES FOR DRY-PRESSED CERAMIC TILES WITH WATER ABSORPTION BIII ( E <sub>b</sub> >10%)			
FEATURES / CARACTERÍSTICAS	SPECIFICATION / ESPECIFICACIÓN	NORMA	
 Dimensional Features	(W 124 mm +/- 0,5% x 124 mm +/- 0,5%) GL (W 61,5 mm +/- 0,75 mm x 124 mm +/- 0,5%) GL	UNE-EN ISO 10545-2:1998	
 Water absorption	>10%	UNE-EN ISO 10545-3:1997	
 Modulus of rupture and breaking strength	Minimum 15 N/mm <sup>2</sup> Individual Minimum 12 N/mm <sup>2</sup>	UNE-EN ISO 10545-4:2012	
 Crazing resistance	Pass	UNE-EN ISO 10545-11:1997	
 Household products resistance	GA	UNE-EN ISO 10545-13:1998	
 Chemical resistance	GHA	UNE-EN ISO 10545-13:1998	
 Stain resistance	5	UNE-EN ISO 10545-14:1998	

Price code

W18	W14	W21	WS3
Fayenza	Fayenza Square	Fayenza Belt	Fayenza Rounded Edge



**WAREHOUSING**

In order to guarantee the characteristics of the finish the product must be kept in its original packaging until the time of fixing. If the product is likely to be stored for a long period of time it should be suitably covered.

**TILE FIXING**

To ensure the products adhere correctly to the surface, it is essential to use specific adhesive and grouting material. This must also be suitable for the environment they will have to withstand. Fitting with traditional mortars does not ensure good adhesion.

Due to the nature of the material there may be dimensional variations between pieces. Therefore, all types of joints must be planned and carried out correctly: structural, perimeter, expansion and installation joints. Fitting tiles without joints is not advisable from any technical point of view as this may lead to various problems.

As a general rule, it is recommended to use a joint of at least 1.5 mm (0.06").

To combine formats, it is necessary to use 2 mm (0.08") of separation in the 12,5x12,5 cm format and 1 mm (0.04") of separation in the 6,2x12,5 cm format.

**MAINTENANCE AND CLEANING**

Once the materials have been fitted, it is advisable to remove any remaining adhesive and grouting material by using a commercial descaling product designed especially, diluted with water. The descaling product must not remain in contact with the surface to be cleaned for more than 5 minutes.

As a general guideline, powder detergents should not be used, not wire wool or abrasive materials. Generally a sponge will be sufficient with warm water and liquid neutral soap. Then rinse with plenty of clean water.

Designed by



---

**©2022 Tendencias Cerámicas**

WOW, registered trademark of Tendencias Cerámicas, S.L.

The brand use or reproduction of the contents of this catalog, is protected by copyright law. Any use of the brand or reproduction thereof, in part or total, must be authorized by Tendencias Cerámicas, S.L. Otherwise, this action can be sanctioned according to the Law.

---

WOW reserves the right to modify and/or discontinue certain models displayed in this catalogue.

The colour of the pieces displayed herein may differ slightly from originals.

The settings shown in this catalogue are design proposals for advertising purposes.

In real situations in which the pieces are laid, the installation instructions published by WOW should be followed.

---

