

ALUSTRA HDP

High Definition Porcelain®

COLOR BODY PORCELAIN FLOOR & WALL TILE



ALUSTRA^{HDP}

High Definition Porcelain™

shown on front: **ALU20P 24x48** Imperial Gold Calacatta (polished), **ALU20/M3x3HEX** Hexagon Mosaic

Aligned with the modern paradigm of luxury is Alustra^{HDP}. This next-generation collection of marble look tile reimagines interior landscapes, balancing richness with a longevity in design. Five lavish, yet refined colors offer distinct options for diverse stylistic needs:

Majestic White Lasa affirms prestige with linear, blue-gray and golden-brown veining that is showcased on a frosty white base.

Imperial Gold Calacatta defines elegance with dramatic gold and gray veining layered in a deep, achromatic backdrop of white.

Opulent Beige Onyx is distinguished by its lush, earth-tone surface infused with multifarious veining and characteristic translucency.

Sovereign Gray has a warm smokiness that lays the groundwork atop which strokes of white veining render luminosity.

Regal Black is a deep, rich, compact black traversed by unyielding white veining.

This collection features 12x24, 24x24, and 24x48 formats along with stunning 3" hexagon and chevron mosaics in both matte and polished finishes. An exquisite arch mosaic in the polished finish accompanies the line adding unequaled style and grace to any space. Accessorizing this collection are two, sleek tile inlay liners: Gold houses either Imperial Gold Calacatta or Opulent Onyx, and Silver encases Majestic Lasa, Sovereign Gray, or Regal Black. Completing the line is a 3x24 bullnose in both matte and polished finishes.

Alustra^{HDP} color body porcelain floor and wall tile is appropriate for most residential and commercial interior, dry applications including walls, countertops and backsplashes. Matte finish tiles are appropriate for most interior residential and commercial floor applications including wet areas such as kitchens and bathrooms. All matte finished field tiles in this line are produced in the USA at our Green Squared® certified Advanced Manufacturing Center located in Lawrenceburg, KY. These contains up to 40% pre-consumer recycled content and are GREENGUARD® and Porcelain Tile certified.

below: **ALU50 24x48** Regal Black



COLOR VARIATION

Formats Available: 12x24, 24x24, 24x48, M4x6ARCH, M3x3HEX & M2x6CHEV

MAJESTIC WHITE LASA



IMPERIAL GOLD CALACATTA




OPULENT BEIGE ONYX



SOVEREIGN GRAY



REGAL BLACK



MAJESTIC WHITE LASA



ALU10 12x24
ALU10P 12x24 Polished (not shown)



ALU10 24x24
ALU10P 24x24 Polished (not shown)



ALU10 24x48
ALU10P 24x48 Polished (not shown)




ALU10P/L3/4x24
Inlay Wall Liner Silver (polished only)



ALU10P/M4x6ARCH
Arch Mosaic
(polished only)



ALU10/M3x3HEX
ALU10P/M3x3HEX Polished (not shown)
Hexagon Mosaic

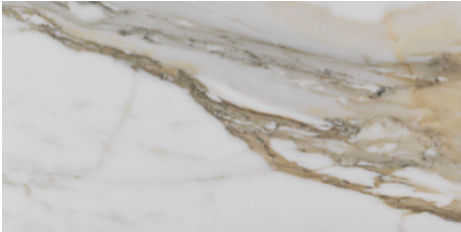


ALU10/M2x6CHEV
ALU10P/M2x6CHEV Polished (not shown)
Chevron Mosaic

right: **ALU10P 12x24** Majestic White Lasa (polished), **ALU10/M2x6CHEV** Majestic White Lasa Chevron Mosaic, **ALU10P/M2x6CHEV** Majestic White Lasa Chevron Mosaic (polished), & **ALU10P/L3/4x24** Inlay Wall Liner Silver (polished)




IMPERIAL GOLD CALACATTA



ALU20 12x24
ALU20P 12x24 Polished (not shown)



ALU20 24x24
ALU20P 24x24 Polished (not shown)



ALU20 24x48
ALU20P 24x48 Polished (not shown)




ALU20P/L3/4x24
Inlay Wall Liner Gold (polished only)



ALU20P/M4x6ARCH
Arch Mosaic
(polished only)



ALU20/M3x3HEX
ALU20P/M3x3HEX Polished (not shown)
Hexagon Mosaic



ALU20/M2x6CHEV
ALU20P/M2x6CHEV Polished (not shown)
Chevron Mosaic



OPULENT BEIGE ONYX



ALU30 12x24
ALU30P 12x24 Polished (not shown)



ALU30 24x24
ALU30P 24x24 Polished (not shown)



ALU30 24x48
ALU30P 24x48 Polished (not shown)




ALU30P/L3/4x24
Inlay Wall Liner Gold (polished only)



ALU30P/M4x6ARCH
Arch Mosaic
(polished only)




ALU30/M3x3HEX
ALU30P/M3x3HEX Polished (not shown)
Hexagon Mosaic



ALU30/M2x6CHEV
ALU30P/M2x6CHEV Polished (not shown)
Chevron Mosaic



SOVEREIGN GRAY



ALU40 12x24
ALU40P 12x24 Polished (not shown)




ALU40 24x24
ALU40P 24x24 Polished (not shown)




ALU40 24x48
ALU40P 24x48 Polished (not shown)




ALU40P/L3/4x24
Inlay Wall Liner Silver (polished only)



ALU40P/M4x6ARCH
Arch Mosaic
(polished only)



ALU40/M3x3HEX
ALU40P/M3x3HEX Polished (not shown)
Hexagon Mosaic




ALU40/M2x6CHEV
ALU40P/M2x6CHEV Polished (not shown)
Chevron Mosaic

REGAL BLACK



ALU50 12x24
ALU50P 12x24 Polished (not shown)



ALU50 24x24
ALU50P 24x24 Polished (not shown)




ALU50 24x48
ALU50P 24x48 Polished (not shown)




ALU50P/L3/4x24
Inlay Wall Liner Silver (polished only)



ALU50P/M4x6ARCH
Arch Mosaic
(polished only)



ALU50/M3x3HEX
ALU50P/M3x3HEX Polished (not shown)
Hexagon Mosaic



ALU50/M2x6CHEV
ALU50P/M2x6CHEV Polished (not shown)
Chevron Mosaic



above: **ALU40 24x24** Sovereign Gray

Technical Specifications	Results ¹
ANSI® A326.3²	Matte Interior, Wet Plus (IW+) Polished Interior, Dry (ID)
Surface Hardness	7 Mohs
Break Strength	≥ 450 lbf. avg.
Water Absorption	≤ 0.5% ³
Intended Use⁴	Residential & Light Commercial

¹ Values are offered in good faith as being accurate and typical of normal production. Due to the natural variation of raw materials and manufacturing processes, the values of the purchased product for any particular installation may vary.

² For more information, visit floridatile.com/productuseclassifications.

³ Average production value.

⁴ Please visit www.floridatile.com/intended-use for further details.


Typical Uses

Alustra^{HDP} color body porcelain floor and wall tile is appropriate for most residential and commercial wall, countertop, backsplash, and floor applications.

Notice: Not all flooring products are suitable for wet areas, specialized applications, or commercial use. Please refer to the American National Standard Specifications for Ceramic Tile (ANSI® A137.1) for ceramic, stone, and glass installation for specific usage and installation information.

This Florida Tile product will contribute to USGBC LEED® points and the ANSI® approved NAHB® Green Building Points.

Color Variation



V3 Moderate Variation

Color, texture, and finish variations may occur due to the nature of the product.

Notes:

Country of origin and other product features and characteristics are subject to change due to manufacturing efficiencies and other factors. See retailer or product packaging to verify country of origin and other product characteristics.

Color reproductions in this printed piece may vary from actual tile colors. Final selection should be made from actual tile samples.

Please reference installation guide for proper application of tile inlay wall liners.

Field Tile Nominal Size (in) ¹	Metric (cm)	Pcs./Sq Ft ²	Thickness ³	Edge
12x24	30x60	.5	9mm	Rectified
24x24	60x60	.25	9mm	Rectified
24x48	60x120	.129	9mm	Rectified

¹ These values may vary from lot to lot.

² These values are based on actual sizes including the grout joint.

³ May not apply to textured surfaces or tiles with uneven back pattern such as mesh mounted moaics.

Trim	Shape	SKU	Nominal Size (in) ¹	Metric (cm)
Bullnose (matte & polished)		P43N9	3x24	7.5x60

¹ These values may vary from lot to lot.



*matte only