

# AESTHETICA



# LO STUDIO DEL BELLO

In Aesthetica, the classic elegance of marble finds a new look that stands out by enhancing seemingly common reference models with unprecedented and highly innovative shades.

# AESTHETICA

This restyled classicism combines traditional white, beige, grey and black backgrounds with fascinating and surprising blasts of surface colour to create unusual, high impact effects.

For 2023, LaFaenza, always with a sharp eye on the key trends in taste and interior design, decided to continue exploring the comparisons of marble and adding nine colour proposals from past editions and three new aesthetic applications, and it does so in its own way, with solutions strongly characterised by a sophisticated style.



Agata Blu  
Onice Azzurro  
Camouflage  
Zebrino  
Calacatta Extra White  
Breccia Capraia

Paonazetto  
Statuario Extra White  
Unico Grey  
Golden Black  
Arabescato Orobico Brown  
Golden Lighting





AESTHETICA

# AGATA BLU

*Forte personalità espressiva*  
*Strong expressive personality*

AE AGA6278 LP



AE AGA6 278 LP  
MAJO6 BLU120LP



AE AGA6 278 LPM  
MAJO6 BLU278 LP  
ALGAR6 120DG RM



AESTHETICA

ONICE  
AZZURRO

-

*Bellezza Tropicale*  
*Tropical Beauty*

AE AZZ6 278 LPM



AE AZZ6 120 RM  
CAELUM6 278LP  
FLOS6 278LP



AE AZZ6 120 RM  
AE AZZ6 278 LP



FLOS6 278LP





AESTHETICA

# CAMOUFLAGE

*Atmosfera sofisticata*  
*Sophisticated atmosphere*

AE CAM6 278 LP



AE CAM6 278 LP  
VIS6 278W RM  
VIS6 120W RM



AE CAM6 278 LPM  
LOIRA6 90A LPM



AE CAM6 120 LPM



AE CAM6 278 LPM  
LOIRA 90A AS RM  
LOIRA6 90A LPM



AESTHETICA

# ZEBRINO

-

*Morbide venature parallele*

*Soft parallel veins*

AE ZEB6 120 LPM



MAJ06 BIA278 LP  
AE ZEB6 120 LPM



ALGAR6 120DG RM  
AE ZEB6 278 LPM



AE ZEB6 12 LP  
ALGAR6 120G RM



AESTHETICA

CALACATTA  
EXTRA WHITE

*Ode alla Bellezza*  
*Ode to Beauty*

AECAL6 278 LP





AE CAL6 120 RM - AE CAL6 278 LP



AE CAL6 120 RM



AE CAL6 278 LP



AE CAL6 120 RM - AE CAL6 278 LP



AE CAL6 120 RM



AE CAL6 120 LP - AE CAL6 278 LP



AESTHETICA

BRECCIA  
CAPRAIA

-

*Grafica Inconfondibile*

*Unique Graphic*

AE CAP6 120 LP



AE CAP6 120 LP  
AE CAP6 278 LPM



AE CAP6 120 LP



AE CAP6 120 LP  
AE CAP6 278 LPM



AE CAP6 120 RM  
AE GOL6 278 LP





AE CAP6 120 RM  
AE GOL6 278 LP



AE CAP6 120 RM



AESTHETICA

# PAONAZZETTO

*Armonia di Sfumature*  
*Harmony of Shades*

AE PAO6 120 LP



AE PA06 120 LP - AE PA06 12 LP



AE PA06 120 LP



AE PA06 120 LP



AESTHETICA

STATUARIO  
EXTRA WHITE

*Bianco Assoluto*  
*Absolute white*

AEEXT6278 LPM



AE EXT6 120 LP  
BOTANICAL6 12LP  
DAMA6 2015HY RM



AE EXT6 278 LP  
DAMA6 2015HY RM



BOTANICAL6 12LP



AE EXT6 120 LP  
AE EXT6 278 LP



AE EXT6 120 LP  
AE EXT6 278 LP





AESTHETICA

# UNICO GREY

*Fascino e Profondità*  
*Charm and Depth*

AE UNI6 120 LP



AE UNI6 120 LP - AE UNI6 278 LP



AE UNI6 120 LP - AE UNI6 278 LP



AE UNI6 120 LP



AESTHETICA

GOLDEN  
BLACK

-

*La ricchezza delle sfumature*  
*The richness of the nuances*

AE GOL6278 LP



AE GOL6 120 LP  
AE CAP6 278 LP



AE GOL6 120 LP  
AE GOL6 278 LP



AE GOL6 120 LP  
AE CAP6 278 LP



AESTHETICA

ARABESCATO  
OROBICO BROWN

*Emozione Vibrante*

*Vibrant Emotion*

AE ORO6'120 LP



AE ORO6 120 LP - JUNGLE6 278LP





AE ORO6 120 LP



AE ORO6 120 LP - AE ORO6 278 LP



AESTHETICA

GOLDEN  
LIGHTING

-

*Meraviglia Inedita*

*Original Wonder*

AE VER6 278 LPM



AE VER6 120 RM  
VIRIDIS6 278LP  
ARBOR6 278LP






AE VER6 120 RM  
AE VER6 278 LP






AE VER6 278 LP  
DAMA6 2015NO RM

# AESTHETICA




AGA code  info

	AE AGA6 278 LP AE AGA6 278 LPM	6,5	 
--	-----------------------------------	-----	--




120x278 - 48"x110"

	AE AGA6 120 LP AE AGA6 120 LPM	6,5	 
---	-----------------------------------	-----	--

120x120 - 48"x48"

	AE AGA6 12 LP AE AGA6 12 LPM	6,5	 
---	---------------------------------	-----	--

60x120 - 24"x48"




	MK AE AGA6 LP_M	6,5	 
---	-----------------	-----	--

30x30 - 12"x12"  
T144




# AESTHETICA




AZZ code  info

	AE AZZ6 278 LP AE AZZ6 278 LPM	6,5	 
---	-----------------------------------	-----	--

120x278 - 48"x110"

	AE AZZ6 120 RM AE AZZ6 120 LP	6,5	
---	----------------------------------	-----	---

120x120 - 48"x48"

	AE AZZ6 12 RM AE AZZ6 12 LPM	6,5	 
---	---------------------------------	-----	--

60x120 - 24"x48"






	MK. AE AZZ6 30 MK. AE AZZ6 LP_M	6,5	
---	------------------------------------	-----	---

30x30 - 12"x12"  
T144








AESTHETICA




CAM code info

 AE CAM6 278 LP  
AE CAM6 278 LPM 6,5    

120x278 - 48"x110"

 AE CAM6 120 LP  
AE CAM6 120 LPM 6,5    

120x120 - 48"x48"

 AE CAM6 12 LP  
AE CAM6 12 LPM 6,5    

60x120 - 24"x48"






 MK AE CAM6 LP\_M 6,5    

30x30 - 12"x12"  
T144








AESTHETICA






ZEB code info

 AE ZEB6 278 LP  
AE ZEB6 278 LPM 6,5    

120x278 - 48"x110"

 AE ZEB6 120 LP  
AE ZEB6 120 LPM 6,5    

120x120 - 48"x48"

 AE ZEB6 12 LP  
AE ZEB6 12 LPM 6,5    

60x120 - 24"x48"

 MK AE ZEB6 LP\_M 6,5    




30x30 - 12"x12"  
T144






# AESTHETICA

CAL code  info

	AE CAL6 278 LP	6,5	 
120x278 - 48"x110"			

	AE CAL6 120 RM AE CAL6 120 LP	6,5	 
120x120 - 48"x48"			





	AE CAL6 12 RM AE CAL6 12 LP	6,5	 
60x120 - 24"x48"			




	MK.AE CAL6 30	6,5	
30x30 - 12"x12" T144			










# AESTHETICA

CAP code  info

	AE CAP6 278 LP AE CAP6 278 LPM	6,5	   
120x278 - 48"x110"			

	AE CAP6 120 RM AE CAP6 120 LP	6,5	 
120x120 - 48"x48"			




	AE CAP6 12 RM AE CAP6 12 LP AE CAP6 12 LPM	6,5	   
60x120 - 24"x48"			



	MK. AE CAP6 30 MK. AE CAP6 LP_M	6,5	 
30x30 - 12"x12" T144			







AESTHETICA

PAO code info

 AE PA06 278 LP 6,5    
120x278 - 48"x110"






 AE PA06 120 RM  
AE PA06 120 LP 6,5    
120x120 - 48"x48"






 AE PA06 12 RM  
AE PA06 12 LP 6,5    
60x120 - 24"x48"








 30x30 - 12"x12"  
T144 MK.AE PA06 30 6,5






AESTHETICA

EXT code info

 AE EXT6 278 LP 6,5    
AE EXT6 278 LPM    
120x278 - 48"x110"

 AE EXT6 120 RM 6,5    
AE EXT6 120 LP    
120x120 - 48"x48"

 AE EXT6 12 RM 6,5    
AE EXT6 12 LP    
AE EXT6 12 LPM    
60x120 - 24"x48"

 30x30 - 12"x12"  
T144 MK. AE EXT6 30 6,5    
MK. AE EXT6 LP\_M  










AESTHETICA

UNI code info

 AE UNI6 278 LP 6,5    
120x278 - 48"x110"

 AE UNI6 120 RM  
AE UNI6 120 LP 6,5    
120x120 - 48"x48"

 AE UNI6 12 RM  
AE UNI6 12 LP 6,5    
60x120 - 24"x48"

 30x30 - 12"x12"  
T144 MK.AE UNI6 30 6,5







AESTHETICA

GOL code info

 AE GOL6 278 LP  
AE GOL6 278 LPM 6,5     
120x278 - 48"x110"

 AE GOL6 120 RM  
AE GOL6 120 LP 6,5    
120x120 - 48"x48"

 AE GOL6 12 RM  
AE GOL6 12 LP  
AE GOL6 12 LPM 6,5     
60x120 - 24"x48"




 30x30 - 12"x12"  
T144 MK. AE GOL6 30  
MK. AE GOL6 LP\_M 6,5  









# AESTHETICA

ORO code  info

 AE ORO6 278 LP 6,5    
120x278 - 48"x110"






 AE ORO6 120 RM  
AE ORO6 120 LP 6,5    
120x120 - 48"x48"






 AE ORO6 12 RM  
AE ORO6 12 LP 6,5    
60x120 - 24"x48"








 30x30 - 12"x12"  
T144 MK.AE ORO6 30 6,5  






# AESTHETICA

VER code  info

 AE VER6 278 LP 6,5    
AE VER6 278 LPM    
120x278 - 48"x110"

 AE VER6 120 RM 6,5    
AE VER6 120 LP    
120x120 - 48"x48"

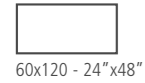
 AE VER6 12 RM 6,5    
AE VER6 12 LP    
AE VER6 12 LPM    
60x120 - 24"x48"



 30x30 - 12"x12"  
T144 MK. AE VER6 30 6,5    
MK. AE VER6 LP\_M  





BOTANICAL code  info



BOTANICAL6 12LP 6,5  

60x120 - 24"x48"



JUNGLE6 278LP  
120x278 - 48"x110"





ARBOR6 278LP  
120x278 - 48"x110"



VIRIDIS6 278LP  
120x278 - 48"x110"



FLOS6 278LP  
120x278 - 48"x110"



CAELUM6 278LP  
120x278 - 48"x110"



## AESTHETICA

GRES PORCELLANATO COLORATO IN MASSA - COLOR BODY PORCELAIN TILE



CAM AGA ZEB

6x120 2,4"x48"				AE CAM6 BT120LP	AE AGA6 BT120LP	AE ZEB6 BT120LP
				AE CAM6BT120LPM	AE AGA6BT120LPM	AE ZEB6BT120LPM



AZZ CAL CAP PAO

6x120 2,4"x48"				AE AZZ6 BT120	AE CAL6 BT120	AE CAP6 BT120	AE PAO6 BT120
				AE AZZ6 BT120 LP	AE CAL6 BT120LP	AE CAP6 BT120LP	AE PAO6 BT120LP



EXT UNI GOL ORO VER

6x120 2,4"x48"				AE EXT6 BT120	AE ORO6 BT120	AE GOL6 BT120	AE ORO6 BT120	AE VER6 BT120
				AE EXT6 BT120LP	AE ORO6 BT120LP	AE GOL6 BT120LP	AE ORO6 BT120LP	AE VER6 BT120LP

AESTHETICA RM	DIN EN 16165 Annex B / DIN 51130 (R)	DIN EN 16165 Annex A / DIN 51097 (A+B+C)	B.C.R. DM 14/6/89 N. 236		PENDULUM BS EN16165 Annex C / BS7976 (INGLESE)	PENDULUM AS/NZS 4856 (AUSTRALIANO)	PENDULUM UNE 41901 / 12633 (SPAGNOLO)	BOT 3000 (DCOF) ANSI 326.3 (AMERICANO)
			c.a.	g.b.				
	R9	A	>0,4	>0,4	>25	>25	1	>0,42

### IMBALLI - PACKING

FORMATO NOMINALE NOMINAL SIZE	SPESSORE THICKNESS	SCATOLA BOX			PALLET			
		PZ/PCS	MQ/SM	KG	BOX/BOXES	MQ/SM	KG	
60x120 - 24"x48"	rectified	6,5	4	2,88	46,58	16	46,08	765,22
120x120 - 48"x48"	rectified	6,5	2	2,88	46,10	30	86,40	1402,91
120x278 - 48"x110"	rectified	6,5	1	3,336	54,53	20	66,72	1110,60
30x30 MOSAICO - 12"x12"	rectified	6,5	6	0,54	7,48	72	38,88	558,42

## Caratteristiche Tecniche Gres Porcellanato Technical Specifications Porcelain Stoneware

UNI EN 14411 (ISO 13006) - Bla (appendice/appendix G)

CARATTERISTICA Specification	METODO DI PROVA Test methods	REQUISITI PREVISTI DALLA NORMA Requirements in accordance to the standards	VALORE MEDIO IMOLA IMOLA average value
DIMENSIONI E ASPETTO DIMENSIONS AND APPEARANCE	ISO 10545-2	PROSPETTO G.1 PROSPECT G.1	CONFORME COMPLIANT
ASSORBIMENTO D'ACQUA WATER ABSORPTION	ISO 10545-3	≤ 0,5%	< 0,1%
RESISTENZA A FLESSIONE FLEXURAL RESISTANCE		min. 35 N/mm <sup>2</sup>	> 45 N/mm <sup>2</sup>
SFORZO DI ROTTURA BREAKING STRENGTH	ISO 10545-4	SPESSORE / THICKNESS ≥ 7,5 mm: min. 700 N	6,5 mm 1800 N*
		SPESSORE / THICKNESS < 7,5 mm: min. 1300 N	SPESSORE* THICKNESS* 10 mm* 3000 N*
			20 mm* 13000 N*
RESISTENZA ALL'ABRAZIONE PROFONDA DEEP ABRASION RESISTANCE	ISO 10545-6	≤ 175 mm <sup>3</sup>	< 140 mm <sup>3</sup>
COEFFICIENTE DILATAZIONE TERMICA LINEARE (α) LINEAR EXPANSION THERMIC COEFFICIENT	ISO 10545-8	METODO DISPONIBILE AVAILABLE ON REQUEST	≤ 7x10 <sup>-6</sup> °C <sup>-1</sup>
RESISTENZA AGLI SBALZI TERMICI RESISTANCE TO SUDDEN TEMPERATURE CHANGES	ISO 10545-9	METODO DISPONIBILE AVAILABLE ON REQUEST	RESISTE RESISTANT
RESISTENZA AL GELO FROST RESISTANCE	ISO 10545-12	RICHIESTA ALWAYS TESTED	RESISTE RESISTANT
PRODOTTI CHIMICI AD USO DOMESTICO ED ADDITIVI PER PISCINA HOUSEHOLD CHEMICALS AND SWIMMING POOL WATER CLEANSERS		min. B	min. B
ACIDI ED ALCALI A BASSA CONCENTRAZIONE ACIDS AND LOW CONCENTRATION ALKALIS	ISO 10545-13	DA LA, LB A LC FROM LA, LB TO LC / DE LA, LB A LC	DA LA, LB A LC FROM LA, LB TO LC / DE LA, LB A LC
ACIDI ED ALCALI AD ALTA CONCENTRAZIONE ACIDS AND HIGH CONCENTRATION ALKALIS		METODO DISPONIBILE AVAILABLE ON REQUEST	METODO DISPONIBILE AVAILABLE ON REQUEST
RESISTENZA ALLE MACCHIE UGL STAIN RESISTANCE UGL		METODO DISPONIBILE AVAILABLE ON REQUEST	METODO DISPONIBILE AVAILABLE ON REQUEST
	ISO 10545-14		
RESISTENZA ALLE MACCHIE GL STAIN RESISTANCE GL		min. 3	min. 3

\*VALORI RIFERITI AL FORMATO 60X60 / VALUES REFERRED TO 60X60 SIZE

---

**INDICAZIONI D'USO** INDICATIONS FOR USE

 **PAVIMENTO** FLOOR TILES

 **RIVESTIMENTO** WALL TILES

---

**DESTINAZIONI D'USO** SUGGESTED APPLICATIONS

 **ABITAZIONI** DOMESTIC PURPOSES

 **COMMERCIALE LEGGERO** TILES FOR LIGHT COMMERCIAL

 **COMMERCIALE** RETAIL

---

**FINITURA** FINISH

**N** **NATURALE** NATURAL

**LP** **\*LAPPATO** POLISHED

**LPM** **\*LAPPATO MATT** HONED

---

**ASPETTO SUPERFICIALE** FINISH

 **OPACO** MATT

 **SATINATO** SATIN

 **LUCIDO** GLOSSY

---

**BORDO** EDGE

**RM** **RETTIFICATO MONOCALIBRO** MONOCALIBER, RECTIFIED

---

**STONALIZZAZIONE** SHADE VARIATION

**V2**  


---

**CARATTERISTICHE DI VENDITA** SALES CHARACTERISTICS

 **Prodotto venduto al pezzo.** Product sold per item

**Tutti i nostri prodotti, sia al mq che al pezzo, sono venduti unicamente a scatola completa.**  
All our products are sold only in complete boxes, whether the unit of measure is per item or per square metre.

\* Le superfici con finitura lappata sono consigliate per qualsiasi tipo di rivestimento e per pavimenti residenziali o per superfici calpestabili che non hanno un diretto collegamento con l'esterno o che hanno accessi protetti da appositi stuoi. / Surfaces with a honed polished finish are recommended for any kind of wall tile, residential floor or floors that are not directly connected with the outdoors or whose entrances are protected by mats.

