

MODULO

Vertical dotted lines for writing.



.....

.....

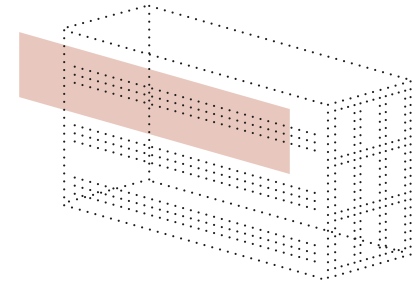
.....

.....

.....

.....

.....



The Idea

From the birth of Brutalism onwards, building materials have lost their purely functional connotation and become a design and architectural style in their own right.

The same vision is true of Modulo, the collection inspired by the form and shape of basic construction materials, like bricks. Contemporary and sophisticated, these small format porcelain stoneware tiles are ideal for both residential and retail spaces.

Porcelain stoneware

5,6X23,2CM
2.2"X9.1"



8MM



Monochromatic

Great expressive potential

In terms of its material texture and visual appeal, Modulo flirts with the style of perforated bricks

Modulo is available in two surface structures, one smooth (Modulo Base) and one ribbed (Modulo Inciso), a formal tribute to the brickwork it is inspired by. The collection is completed by "Tondi" decorative tiles featuring small gloss-glaze buttons that imitate the holes in perforated bricks.

The matt surfaces of these tiles absorb light to enhance the purity of the collection's five colours: classic brick, elegant coal, powder grey, chalk white and an intense moss green.





base carbone, tondi carbone



base polvere, base carbone, tondi carbone



base mattone, inciso mattone



base gesso, base muschio, inciso muschio





base carbone, inciso carbone, base gesso



base gesso, inciso muschio





base muschio, inciso gesso




base polvere, tondi polvere



base mattone, inciso mattone



base gesso, base polvere, base carbone



base mattone, tondi mattone

gesso

pol vere

mat tone

carbone

muschi o

GISSO

SUGGESTED LAYING SCHEMES


Porcelain stoneware 2.2"X9.1" 8MM Monochromatic




DECOR

SUGGESTED GROUTS

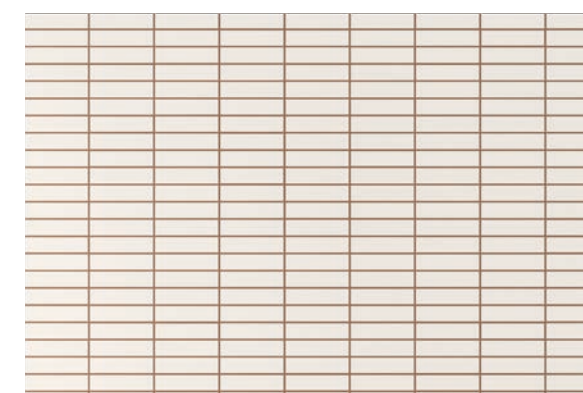
	Kerakoll	Mapei	Laticrete
TONE ON TONE	FUGABELLA COLOR 22	CREAM 290	SAUTERNE 18
CONTRASTING	FUGABELLA COLOR 35	BROWN 142	SALTILLO 92
	FUGABELLA COLOR 43	CARRIBEAN 137	LIGHT PEWTER 90
	FUGABELLA COLOR 16	TORNADO 174	CHAMBRAY 37




85% GESSO BASE | 15% GESSO TONDI LATICRETE SAUTERNE 18




100% GESSO INCISO LATICRETE SAUTERNE 18



100% GESSO BASE LATICRETE SALTILLO 92



57% GESSO BASE | 43% GESSO INCISO LATICRETE SAUTERNE 18



65% GESSO BASE | 20% MATTONE BASE | 15% POLVERE BASE LATICRETE LIGHT PEWTER 90



50% INCISO GESSO | 50% BASE GESSO LATICRETE SAUTERNE 18



55% GESSO BASE | 45% POLVERE BASE LATICRETE SAUTERNE 18



100% GESSO INCISO LATICRETE SAUTERNE 18

POLVERE

Porcelain stoneware 2.2"X9.1" 8MM Monochromatic



8MM

Monochromatic



Base

MDL104M ■05



Inciso

MDL103M ■06



Tondi

MDL302M ●15

DECOR

SUGGESTED GROUTS

Kerakoll

Mapei

Laticrete

TONE ON TONE



FUGABELLA COLOR 43



CARRIBEAN 137



LIGHT PEWTER 90

CONTRASTING



FUGABELLA COLOR 11



BLACK 120



RAVEN 45



FUGABELLA COLOR 35



BROWN 142



SALTILLO 92



FUGABELLA COLOR 16




TORNADO 174




TWILIGHT BLUE 53

SUGGESTED LAYING SCHEMES



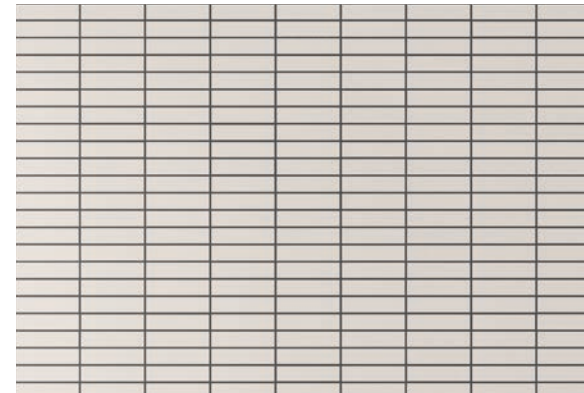
85% POLVERE BASE | 15% POLVERE TONDI

LATICRETE LIGHT PEWTER 90




100% POLVERE INCISO

LATICRETE LIGHT PEWTER 90




100% POLVERE BASE

LATICRETE RAVEN 45



57% POLVERE BASE | 43% POLVERE INCISO

LATICRETE LIGHT PEWTER 90



65% POLVERE BASE | 20% MATTONE BASE | 15% BASE GESSO

LATICRETE SALTILLO 92



50% POLVERE INCISO | 50% POLVERE BASE

LATICRETE LIGHT PEWTER 90



45% POLVERE BASE | 55% CARBONE BASE


LATICRETE LIGHT PEWTER 90




100% POLVERE INCISO













LATICRETE LIGHT PEWTER 90

MATSTONE


Porcelain stoneware 2.2"X9.1" 8MM  Monochromatic



SUGGESTED GROUTS


	Kerakoll	Mapei	Laticrete
TONE ON TONE	 FUGABELLA COLOR 35	 BROWN 142	 SALTILLO 92
CONTRASTING	 FUGABELLA COLOR 01	 CREAM 290	 SAUTERNE 18
	 FUGABELLA COLOR 11	 BLACK 120	 RAVEN 45
	 FUGABELLA COLOR 16	 TORNADO 174	 CHAMBRAY 37

SUGGESTED LAYING SCHEMES



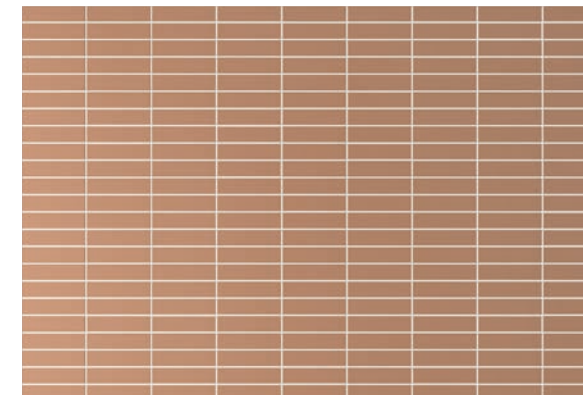
85% MATSTONE BASE | 15% MATSTONE TONDI

LATICRETE SALTILLO 92




100% MATSTONE INCISO

LATICRETE SALTILLO 92




100% MATSTONE BASE

LATICRETE SAUTERNE 18



57% MATSTONE BASE | 43% MATSTONE INCISO

LATICRETE SALTILLO 92



65% MATSTONE BASE | 20% CARBONE BASE | 15% GESSO BASE

LATICRETE RAVEN 45




50% MATSTONE INCISO | 50% MATSTONE BASE

LATICRETE SALTILLO 92



55% MATSTONE BASE | 45% GESSO BASE

LATICRETE SALTILLO 92



100% MATSTONE INCISO

LATICRETE SALTILLO 92

CARBONE

SUGGESTED LAYING SCHEMES

Porcelain stoneware 2.2"X9.1" 8MM  Monochromatic



Base

MDL108M ■07



Inciso

MDL107M ■25



Tondi

MDL304M ●15

DECOR

SUGGESTED GROUTS

Kerakoll

Mapei

Laticrete

TONE ON TONE



FUGABELLA COLOR 11

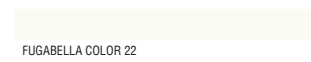


BLACK 120



RAVEN 45

CONTRASTING




FUGABELLA COLOR 22



CREAM 290



SAUTERNE 18



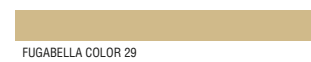
FUGABELLA COLOR 43



CARRIBEAN 137



LIGHT PEWTER 90




FUGABELLA COLOR 29



ALMOND 138




BUTTER CREAM 81



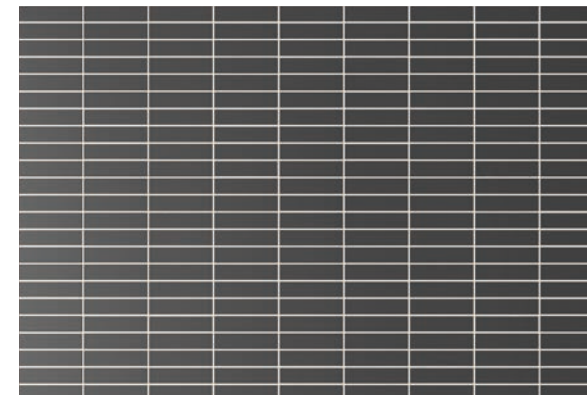
85% CARBONE BASE | 15% CARBONE TONDI

LATICRETE RAVEN 45




100% CARBONE INCISO

LATICRETE RAVEN 45




100% CARBONE BASE

LATICRETE SAUTERNE 18




57% CARBONE BASE | 43% CARBONE INCISO

LATICRETE RAVEN 45




65% CARBONE BASE | 20% POLVERE BASE | 15% MUSCHIO BASE

LATICRETE LIGHT PEWTER 90



50% CARBONE INCISO | 50% CARBONE BASE

LATICRETE RAVEN 45



55% CARBONE BASE | 45% MATTONE BASE

LATICRETE RAVEN 45




100% CARBONE INCISO

LATICRETE RAVEN 45

MUSCHIO

SUGGESTED LAYING SCHEMES

Porcelain stoneware 2.2"X9.1" 8MM  Monochromatic



Base

MDL110M ■05



Inciso

MDL109M ■06



Tondi

MDL305M ●15

DECOR

SUGGESTED GROUTS

Kerakoll

Mapei

Laticrete

TONE ON TONE

FUGABELLA COLOR 19

TORNADO 174

TWILIGHT BLUE 53

CONTRASTING

FUGABELLA COLOR 35

BROWN 142

SALTILLO 92

FUGABELLA COLOR 43


CARRIBEAN 137

LIGHT PEWTER 90

FUGABELLA COLOR 29


ALMOND 138

BUTTER CREAM 81




85% MUSCHIO BASE | 15% MUSCHIO TONDI

LATICRETE TWILIGHT BLUE 53



100% MUSCHIO INCISO

LATICRETE TWILIGHT BLUE 53



100% MUSCHIO BASE

LATICRETE SALTILLO 92



57% MUSCHIO BASE | 43% MUSCHIO INCISO

LATICRETE TWILIGHT BLUE 53



65% MUSCHIO BASE | 20% GESSO BASE | 15% POLVERE BASE

LATICRETE LIGHT PEWTER 90




50% MUSCHIO INCISO | 50% MUSCHIO BASE

LATICRETE TWILIGHT BLUE 53



45% MUSCHIO BASE | 55% GESSO BASE

LATICRETE TWILIGHT BLUE 53




100% MUSCHIO INCISO

LATICRETE TWILIGHT BLUE 53

COLOUR SUGGESTIONS

The Modulo colour range has been specifically designed so that all the different tones in the collection match. The colours can be combined according to your own creativity and in a practically infinite number of ways. Here are some examples.



TECHNICAL FEATURES

		glazed porcelain		
		standard	required standards	MODULO
dimensions	length and width	UNI-EN ISO 10545-2	± 0.6%	compliant
	thickness	UNI-EN ISO 10545-2	± 5%	compliant
	straightness of sides	UNI-EN ISO 10545-2	± 0.5%	compliant
	rectangularity	UNI-EN ISO 10545-2	± 0.5%	compliant
	surface flatness – centre curvature	UNI-EN ISO 10545-2	-	-
	surface flatness – edge curvature	UNI-EN ISO 10545-2	-	-
	surface flatness – warpage	UNI-EN ISO 10545-2	± 0.5%	compliant
bending strenght	breaking of rupture	UNI-EN ISO 10545-4	> 1300 N (≥ 7,5 MM) > 700 N (< 7,5 MM)	compliant
	modulus of rupture	UNI-EN ISO 10545-4	> 35 N/MM ² (≥ 7,5 MM)	compliant
resistance to abrasion of glazed tiles		UNI-EN ISO 10545-7	-	class 4 light colors class 2 dark colors
water absorption		UNI-EN ISO 10545-3	≤ 0,5 %	compliant
colour resistance to light		DIN 51094	-	resistant
linear thermal expansion coefficient (100° C)		UNI-EN ISO 10545-8	test method available	test method available
thermal shock resistance		UNI-EN ISO 10545-9	-	resistant
frost resistance		UNI-EN ISO 10545-12	-	resistant
crazing resistance		UNI-EN ISO 10545-11	-	resistant
resistance to stains		UNI-EN ISO 10545-14	CLASSE 3 MIN.	Class 5
chemical resistance		UNI-EN ISO 10545-13	GB MIN.	guaranteed (GA GLA GHHA)
lead and cadmium given off		UNI-EN ISO 10545-15	test method available	test method available
reaction to fire		EN 13501-1	-	A1 _{fl} -A1
slip resistance (ramp test)		DIN 51130	-	R9
slip resistance (pendulum test)		BS 7976-2	-	37 WET
slip resistance (pendulum test)		AS/NZS 4586	-	P3
wet dynamic coefficient of friction (DCOF)		ANSI A137.1 - BOT 3000	≥ 0.42	compliant
shade variations		-	-	V1

PACKING

ITEM	SIZE	PZ	MQ	KG
modulo base	5.6x23.2cm 2.2"x9.1"	40	0,52	9,80
modulo inciso	5.6x23.2cm 2.2"x9.1"	36	0,47	8,90
modulo tondi	5.6x23.2cm 2.2"x9.1"	4	/	1



ITEM	SIZE	BOX	PZ	MQ	KG
modulo base	5.6x23.2cm 2.2"x9.1"	95	3.800	49,40	951
modulo inciso	5.6x23.2cm 2.2"x9.1"	95	3.420	44,65	865,50



GRES PORCELLANATO SMALTATO GLAZED PORCELAIN

Piastrelle di ceramica pressate a secco con assorbimento d'acqua Eb ≤ 0,5 %. Caratteristiche di qualità secondo i test di controllo previsti dalla norma EN14411:2013 appendice L gruppo BIa GL
Dry-pressed ceramic tiles with water absorption Eb ≤ 0,5 %. Quality specification, according to control test of EN14411:2013 appendix L group BIa GL

