



ONE

UNEXPECTED SURFACES



CLASSICISM RESTYLED.

A VERY RARE SUPERWHITE
QUARZITE FROM SOUTH
AMERICA, FEATURING
A SURFACE SO WHITE THAT
IT CAN BE MISTAKEN
FOR MARBLE.





QUA SW 150 RM





CHIARO- SCURO THAT RAVISHES THE SENSES.

THE REFINED AND ELEGANT
DORA NUBE FROM ASIA
MINOR, FEATURING CIRCULAR
SHADES THAT VARY FROM
PREDOMINANTLY LIGHT
BEIGE TO GREY.





GRIGIO BILLIEMI STONE
EXTRACTED FROM
THE MOUNTAIN OF THE SAME
NAME IN SICILY, WITH A
DOVE GREY BACKGROUND
DOTTED WITH FOSSIL
RESIDUES AND TRAVERSED
BY OCHRE AND DARKER
GREY VEINS THAT INTERTWINE
WITH EACH OTHER.

**UNRELENTING
EXPERIENCE
OF VEINING.**





GRI BI 150 RM / GRI BI DK 150LP



GRI BI 150 LP



GRI BI 150 RM





AN UNUSUAL CARDOSO
ONICIATA EXTRACTED FROM
THE APUAN ALPS, WITH
ITS VEINS AND STREAKS THAT
RANGE FROM RICH GREY
TO GREY WITH A HINT
OF BLUE.

SEDUCTIVE MIXTURE OF MARBLE AND ONYX.







QUA SW



CAR ON



	75X150 30"X59"	75X75 30"X30"	30X30 12"X12"
ST N 	QUA SW 150 RM	QUA SW 75 RM	MK.QUA SW 30
LI LP 	QUA SW 150 LP	QUA SW 75 LP	

	75X150 30"X59"	75X75 30"X30"	30X30 12"X12"
ST N 	CAR ON 150 RM	CAR ON 75 RM	MK.CAR ON 30
LI LP 	CAR ON 150 LP	CAR ON 75 LP	

DOR NU



GRI BI



	75X150 30"X59"	75X75 30"X30"	30X30 12"X12"
ST N ○	DOR NU 150 RM	DOR NU 75 RM	MK.DOR NU 30
LI LP ⊕	DOR NU 150 LP	DOR NU 75 LP	

	75X150 30"X59"	75X75 30"X30"	30X30 12"X12"
ST N ○	GRI BI 150 RM	GRI BI 75 RM	MK.GRI BI 30
LI LP ⊕	GRI BI 150 LP	GRI BI 75 LP	


ONE

FULL BODY PORCELAIN TILE

Decorative elements



QUA SW DK 150LP
75X150 / 30"X59"



CAR ON DK 150LP
75X150 / 30"X59"



DOR NU DK 150LP
75X150 / 30"X59"



GRI BI DK 150LP
75X150 / 30"X59"



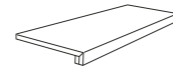
Trims



6X75 △
2.4"X30"



6X150 △
2.4"X59"



150X32,5 △
59"X12.8"

	QUA SW	QUA SW BT75	QUA SW BT150	QUA SW G150
	CAR ON	CAR ON BT75	CAR ON BT150	CAR ON G150
	DOR NU	DOR NU BT75	DOR NU BT150	DOR NU G150
	GRI BI	GRI BI BT75	GRI BI BT150	GRI BI G150











ARTICOLO	DIN 51130 (R)	DIN 51097 (A+B+C)	BCR REP.CEC 6/81		DM 14/6/89 N.236		PENDULUM TEST BS (INGLESE)	PENDULUM TEST AS/NZS 4856:2004 (AUSTRALIANO)	PENDULUM TEST UNE ENV 12633:2003 (SPAGNOLO)	BOT 3000 (DCOF)
			g.a.	g.b.	c.a.	g.b.				
ONE	R10	A	> 0,4	> 0,4	> 0,4	> 0,4	> 25	> 25	2	> 0,42



ONE

TECHNICAL SPECIFICATIONS PORCELAIN STONEWARE
UNI EN 14411 (ISO 13006) - B1a (appendice/appendix G)

SYMBOLS

Specification	Test methods	Requirements in accordance to the standards	Average value
 DIMENSIONS AND APPEARANCE	ISO 10545-2	PROSPECT G.1	COMPLIANT
 WATER ABSORPTION	ISO 10545-3	≤ 0,5%	< 0,1%
 FLEXURAL RESISTANCE		min. 35 N/mm ²	> 45 N/mm ²
 MODULUS OF RUPTURE	ISO 10545-4	THICKNESS ≥ 7,5 mm: min. 1300 N	6,5 mm 1800 N*
		THICKNESS < 7,5 mm: min. 700 N	THICKNESS* 10 mm 3000 N* 20 mm 11000 N*
 DEEP ABRASION RESISTANCE	ISO 10545-6	≤ 175 mm ³	< 140 mm ³
RESISTANCE TO SURFACE ABRASION	ISO 10545-7	CLASSES 0-5	AS INDICATED IN THE CATALOGUE
 LINEAR EXPANSION THERMIC COEFFICIENT	ISO 10545-8	AVAILABLE ON REQUEST	≤ 7x10 ⁻⁶ °C ⁻¹
 RESISTANCE TO SUDDEN TEMPERATURE CHANGES	ISO 10545-9	AVAILABLE ON REQUEST	RESISTANT
 FROST RESISTANCE	ISO 10545-12	ALWAYS TESTED	RESISTANT
 HOUSEHOLD CHEMICALS AND SWIMMING POOL WATER CLEANSERS		min. B МИН. B	min. B МИН. B
ACIDS AND LOW CONCENTRATION ALKALIS	ISO 10545-13	FROM LA, LB TO LC	FROM LA, LB TO LC
ACIDS AND HIGH CONCENTRATION ALKALIS		AVAILABLE ON REQUEST	AVAILABLE ON REQUEST
 STAIN RESISTANCE UGL		AVAILABLE ON REQUEST	AVAILABLE ON REQUEST
STAIN RESISTANCE GL	ISO 10545-14	МИН. 3	МИН. 3

VALUES REFERRED TO 60X60 SIZE

INDICATIONS FOR USE



-  Floor tiles
-  Wall tiles

SUGGESTED APPLICATIONS



-  Dometisc purpose
N-LP
-  Light traffic area
N-LP
-  Retail
N

SURFACES

Structure



-  Flat
-  Slate cut

Finish


-  Natural
-  Honed

Surfaces with a honed and polished gloss finish are recommended for any kind of wall tile, residential floor or floors that are not directly connected with the outdoors or whose entrances are protected by mats. As is well known, all gloss surfaces naturally lose their shine over time. With porcelain stoneware this process is slower than other honed natural materials like marble, granite or stone.

Surface look

-  Matt
-  Glossy

Edge

-  Monocaliber, rectified

SHADE VARIATION

V3


THICKNESS

10


SALES CHARACTERISTICS

-  Product sold per item.

All our products are sold only in complete boxes, whether the unit of measure is per item or per square metre.

