

ENCHANT HDP

High Definition Porcelain®

GLAZED PORCELAIN FLOOR & WALL TILE



ENCHANT^{HDP}

High Definition Porcelain*

shown on front: **ENC3P 8X24 & 12X24** Beauty & **ENC3P/P43C9** Beauty Bullnose

Venture into a world of artistry and elegance with Enchant^{HDP}. Step back in time - or blaze a path forward with this exquisite representation of regal marbles that blur the secrets of history with the essence of contemporary design. Give into your fantasies and surround yourself with luxury and aspiration that speak confidently of a refined world. Create a space that is at once romantic, serene, and exotic.

This exquisite line of glazed porcelain floor and wall tile brings four stunning marble looks, once only available to the elite few, to the modern market.

Beauty captures the delicate and varied silver tones of linear cut Palissandro marble, a highly sought after and unique material that is mined from centuries-old quarries in the Eastern Alps.

Charm conveys the splendor of Fior di Bosco marble. The varied warm taupe grays, touches of light beige, and striking cream-to-brown veining make this look a visual jewel.

Grace exudes the noble refinement of Crema Marfil marble with a pale beige background and subtle touches of gold, cinnamon, and creamy white.

below: **NC2P 3.75x12**, **ENC20 24x24** & **ENC20/M122** Grace 36pc Mosaic

Honesty is an enchanting dance of soft whites and nebulous grays in a beautiful interpretation of classic white Arabescato marble.

Each color and finish of this line is available in 3.75x12, 8x24, 12x24, and 24x24 formats as well as 3" hexagon mosaic. A 36-piece mosaic comes in the matte finish only. Completing the line are bullnose, ingot listellos, chair rail, and chair rail stop trim pieces in each color.


Enchant^{HDP} glazed porcelain floor and wall tile is appropriate for all residential and commercial wall, countertop, and backsplash applications. Matte finish tiles are appropriate for all most residential and commercial floor applications. With the exception of wet areas, tiles featuring the polished finish are suitable for most residential floor applications. All matte finished field tiles in this line are produced in the USA at our Green Squared® certified Advanced Manufacturing Center located in Lawrenceburg, KY. These contain pre-consumer recycled content and are GREENGUARD® and Porcelain Tile certified.



COLOR VARIATION

Formats Available: 3.75x12, 8x24, 12x24, 24x24, M122 & M3x3HEX

HONESTY



GRACE



BEAUTY



CHARM



HONESTY




ENC10 24x24 Matte
ENC1P 24x24 Polished (not shown)



ENC10 12x24 Matte
ENC1P 12x24 Polished (not shown)




ENC10 8x24 Matte
ENC1P 8x24 Polished (not shown)



ENC10 3.75x12 Matte
ENC1P 3.75x12 Polished (not shown)



ENC10/M122
36pc Mosaic
(matte only)



ENC10/M3x3HEX Matte
ENC1P/M3x3HEX Polished (not shown)
Hexagon Mosaic



ENC1G/CR2x12 & CRS2x1
Chair Rail & Chair Rail Stop
(glossy ceramic)



ENC1G/L2.4x12
Ingot Listello
(glossy ceramic)




GRACE




ENC20 24x24 Matte
ENC2P 24x24 Polished (not shown)



ENC20 12x24 Matte
ENC2P 12x24 Polished (not shown)




ENC20 8x24 Matte
ENC2P 8x24 Polished (not shown)




ENC20 3.75x12 Matte
ENC2P 3.75x12 Polished (not shown)



ENC20/M122
36pc Mosaic
(matte only)



ENC20/M3x3HEX Matte
ENC2P/M3x3HEX Polished (not shown)
Hexagon Mosaic



ENC2G/CR2x12 & CRS2x1
Chair Rail & Chair Rail Stop
(glossy ceramic)



ENC2G/L2.4x12
Ingot Listello
(glossy ceramic)



BEAUTY




ENC30 24x24 Matte
ENC3P 24x24 Polished (not shown)



ENC30 12x24 Matte
ENC3P 12x24 Polished (not shown)



ENC30 8x24 Matte
ENC3P 8x24 Polished (not shown)



ENC30 3.75x12 Matte
ENC3P 3.75x12 Polished (not shown)




ENC30/M122
36pc Mosaic
(matte only)



ENC30/M3x3HEX Matte
ENC3P/M3x3HEX Polished (not shown)
Hexagon Mosaic



ENC3G/CR2x12 & CRS2x1
Chair Rail & Chair Rail Stop
(glossy ceramic)



ENC3G/L2.4x12
Ingot Listello
(glossy ceramic)




CHARM




ENC40 24x24 Matte
ENC4P 24x24 Polished (not shown)




ENC40 12x24 Matte
ENC4P 12x24 Polished (not shown)




ENC40 8x24 Matte
ENC4P 8x24 Polished (not shown)



ENC40 3.75x12 Matte
ENC4P 3.75x12 Polished (not shown)



ENC40/M122
36pc Mosaic
(matte only)



ENC40/M3x3HEX Matte
ENC4P/M3x3HEX Polished (not shown)
Hexagon Mosaic



ENC4G/CR2x12 & CRS2x1
Chair Rail & Chair Rail Stop
(glossy ceramic)



ENC4G/L2.4x12
Ingot Listello
(glossy ceramic)



ENCHANT^{HDP}

High Definition Porcelain™



above: **ENC4P 24X24** Charm

Porcelain Technical Data Properties (Floor)	ASTM®	ANSI®	Results ¹ (Matte)	Results ¹ (Polished)
DCOF AcuTest®²	A137.1	≥ 0.42	Pass	Not Pass
Surface Hardness	Mohs Scale	N/A	7 Mohs	6 Mohs
Break Strength	C-648	≥ 250 lbf.	≥ 396 lbf. avg.	≥ 600 lbf. avg.
Water Absorption	C-373	≤ 0.5%	≤ 0.5% ³	≤ 0.5% ³
Intended Use⁴	N/A	N/A	Residential Light Commercial	Residential Light Commercial

¹ Values are offered in good faith as being accurate and typical of normal production. Due to the natural variation of raw materials and manufacturing processes, the values of the purchased product for any particular installation may vary.

² ANSI® A137.1 standard, ceramic tiles selected for level interior spaces expected to be walked upon when wet must have a minimum wet DCOF AcuTest® value of 0.42.

³ Average production value.

Typical Uses

Enchant^{HDP} glazed porcelain floor and wall tile is appropriate for residential and commercial wall, countertop, and backsplash applications, all residential, and most commercial floor applications.

Notice: Not all flooring products are suitable for wet areas, specialized applications, or commercial use. Please refer to the American National Standard Specifications for Ceramic Tile (ANSI® A137.1) for ceramic, stone, and glass installation for specific usage and installation information.


This product will contribute to USGBC LEED® points and the ANSI® approved NAHB® Green Building Points.

Field Tile Nominal Size (in) ¹	Metric (cm)	Pcs./Sq Ft ²	Thickness ³	Edge
3.75x12	9.5x30	3.25	10mm	Rectified
8x24	20x60	.75	10mm	Rectified
12x24	30x60	.5	10mm	Rectified
24x24	60x60	.25	10mm	Rectified

¹ These values may vary from lot to lot.

² These values are based on actual sizes including the grout joint.

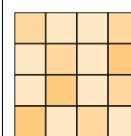
³ May not apply to textured surfaces or tiles with uneven back patterns such as mesh mounted mosaics.

Trim	Shape	Sku	Nominal Size (in) ¹	Metric (cm)
Bullnose		P43C9	3x12	7.5x30

(matte & polished)

¹ These values may vary from lot to lot.

Color Variation



V3 Moderate Variation

While the colors present on a single piece of tile will be indicative of the colors to be expected on the other tiles, the amount of colors on each piece may vary significantly. For example "that little bit of color" on one piece of tile may be the primary color on the next piece.

Color, texture, and finish variations may occur due to the nature of the product.

Color reproductions in this printed piece may vary from actual tile colors. Final selection should be made from actual tile samples.

